


Archer

A U S T R A L I A



CHAINSAW BAR
CATALOGUE

Paul M Duggan

380 Foleys Road, Derrimut
(Melbourne) VICTORIA 3030
AUSTRALIA

Phone +613 8390 3900
Fax +613 8390 3999
Mobile +61 414 317 316
Email paul@pmdinter.com.au
Skype paulduggan10

Chris J Fehn

International Sales Manager

PO Box 291209
605 South Brick Road
COLUMBIA, SC 29229
USA

Phone +1 803 736 0758
Fax +1 803 865 8269
Mobile +1 803 309 0822
Email chris@pmdintusa.com
Skype CJFEHN

Cindy Zhang

397 Jinyuan Street,
Dongmei Industrial Park
JINHUA, ZHEJIANG
CHINA

Phone 86 579 8223 9812
Fax 86 579 8223 9821
Mobile 86 138 6899 9730
Email cindy@pmdchina.com.cn
Skype cindypmd

WORLDWIDE OFFICES:

AUSTRALIA
Melbourne

USA
Columbia

CHINA
JinHua



<u>Chainsaw Guide Bars</u>	4-8
<u>Part Number System</u>	9
<u>Replacement Guide Bar Noses</u>	11
<u>Chainsaw Guide Bar Mounts</u>	12-17
<u>Application Guide</u>	19-47
<u>Part Number Cross Reference</u>	48-56
<u>Chainsaw Guide Bar Mounts Cross Reference</u>	57-59

PROMAX RN BAR TYPE

Roller sprocket nose guide bar

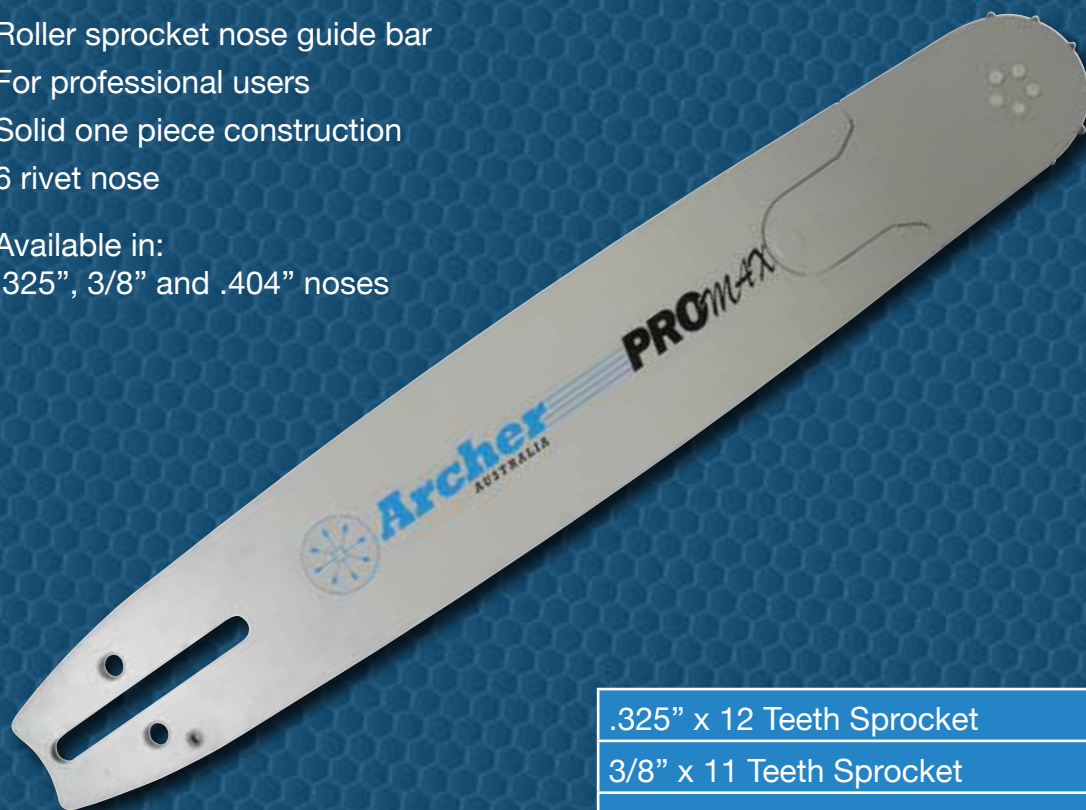
For professional users

Solid one piece construction

6 rivet nose

Available in:

.325", 3/8" and .404" noses



.325" x 12 Teeth Sprocket

3/8" x 11 Teeth Sprocket

.404" x 10 Teeth Sprocket

LASERMAX HS BAR TYPE

Professional 'Stellite' solid laser welded guide bar



WOODMAX WM BAR TYPE

Mini roller sprocket nose guide bar
4 rivet replaceable sprocket nose
For professional users

Available in:
.325" and 3/8" LP noses



- .325" x 12 Teeth Sprocket
- 3/8" LP x 11 Teeth Sprocket

TIMBERMAX LS BAR TYPE

Laminated guide bar
4 rivet replaceable sprocket nose
For professional users

Available in:
.325" and 3/8" sprockets

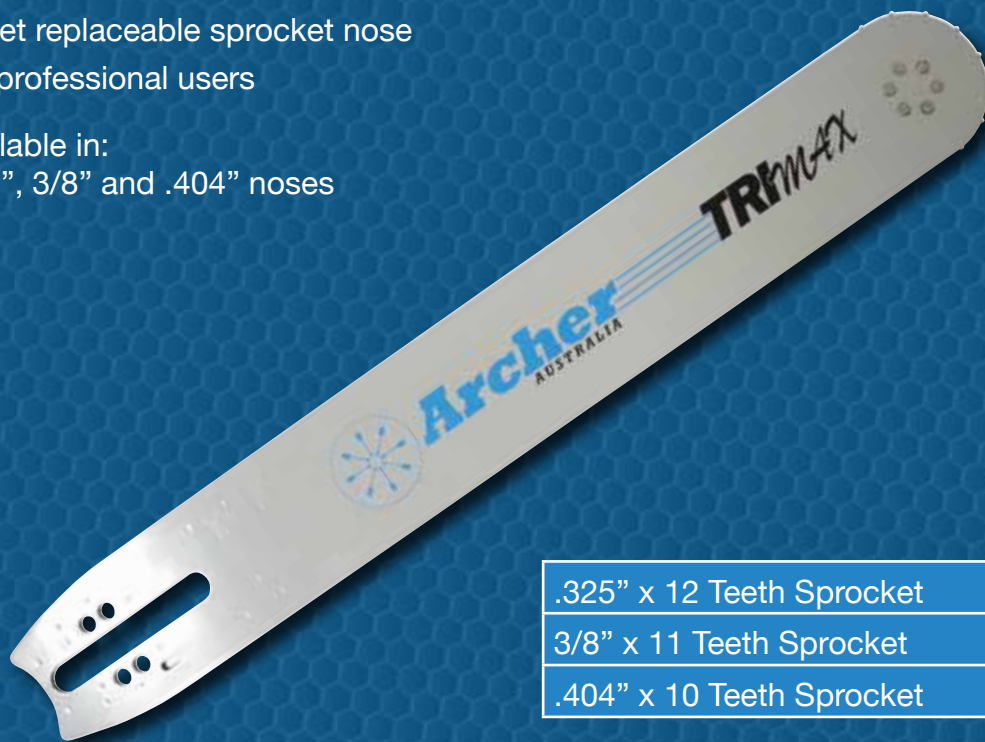


- .325" x 11 Teeth Sprocket
- 3/8" x 10 Teeth Sprocket

TRIMAX TL BAR TYPE

Heavy duty, laminated guide bar
6 rivet replaceable sprocket nose
For professional users

Available in:
.325", 3/8" and .404" noses



- .325" x 12 Teeth Sprocket
- 3/8" x 11 Teeth Sprocket
- .404" x 10 Teeth Sprocket

MINIMAX CL BAR TYPE

Consumer laminated guide bar
4 rivets replaceable sprocket nose.

Available in:
.325" and 3/8" LP



- .325" x 10 Teeth Sprocket
- 3/8" LP x 9 Teeth Sprocket

HOBBYMAX HL BAR

Consumer laminated guide bar
1 rivet sprocket nose

Available in:
3/8" LP



3/8" LP x 7 Teeth Sprocket

1/4" x 9 Teeth Sprocket

REPLACEMENT NOSES

Professional laminated guide bar
5 rivet nose

Available in:
.404" to .325" and 3/8"



.325" OR325 - .325 x 12 Teeth

3/8" OR38 - 3/8" x 11 Teeth

.404" OR404 - .404 x 10 Teeth

Professional mini roller sprocket
nose guide bar
4 rivet replaceable sprocket nose

Available in:
.325" and 3/8" LP



CARVING BAR



8 X 0 - HS - CCY
10 X 0 - HS - COY
12 X 0 - HS - COY
14 X 0 - HS - COY
16 X 0 - HS - COY
18 X 0 - HS - COY

PRUNING BAR



8D0 - HL - PR 3/8 LP (043 & 050)
8K0 - HL - PR 1/4 (043 & 050)

CHAINSAW BARS

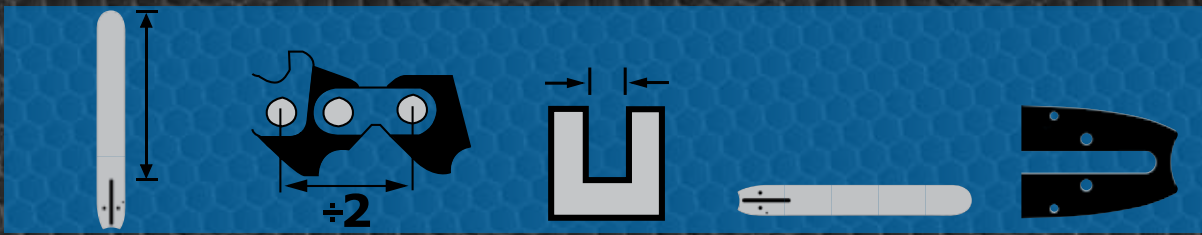
20

A

3

LS

SN



20 Bar Length	A Pitch	3 Gauge	LS Bar Type	SN Mount
12"	A = 3/8" x 10T	0 = .050" (1.3 mm)	 HS	SN
14"	B = .325" x 11T	3 = .063" (1.6 mm)	 RN	HV
16"	D = 3/8" LP x 9T	4 = .043" (1.1 mm)	 RL	UH
20"	F = .404" x 10T	8 = .058" (1.5 mm)	 LS	SW
etc.	X = Stellite		 TL	PO
	K = 1/4"		 CL	etc.
			 HL	

PART NUMBERING SYSTEMS

**WE CAN MAKE ANY BAR YOU REQUIRE.
WE ARE HERE TO ASSIST YOU.**



3/8" LP CHISEL SAW CHAIN

SPEED & HIGH PERFORMANCE TOGETHER

NEW

Super chain for arborist and professional pruning operators

Excellent aggressive cutting at high speed

Fast and clean cutting while offering quieter operation

Ideal for clean and new tree cutting

Filing marks are located in top-plate of each cutters

All components are **BLUED** and are coated with protective oil.


All cutters are **Chrome** plated with layers of industrial hard **Chrome**.

All **ARCHER** rivets are processed through our 4 stage Induction Heat Treatment process.







NOSE 1



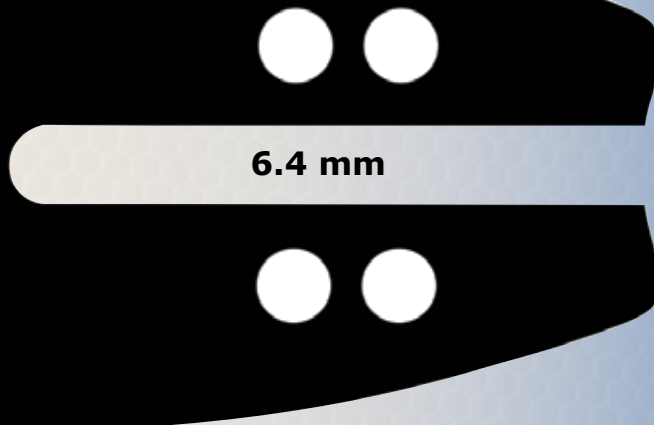
NOSE 2



NOSE 3



MP



NEW

ALKO, BLACK
& DECKER,
MCCULLOCH,
ECHO,
POWER PRUNER,
RYOBI, SHINDAIWA

Oregon Mount: A218

***NOTE:** Mount illustrations may not be exactly 100% to scale.

CHAINSAW MOUNTS

NEW **IN-STORE DISPLAY STAND**

Improve your sales and your customers sales with these quality display stands at incredible prices.


- High Quality steel stand
- Modern Slat wall type display
- Flat packed and easy to assemble
- Simple to join stands together
- Great lighting to highlight products
- PRICE only US\$120
- No MOQ for Archer stands
- Private label stands available **MOQ 100** (choose your own colours)



CHAINSAW BARS




AEG, ALPINA, BOSCH,
DOLMAR, ECHO,
EINHELL, HITACHI, IKRA,
JONSERED, MAKITA,
OLEO-MAC/OLYMPYK,
OPEM, PARTNER,
POULAN, RYOBI,
SHINDAIWA, SHINGU,
SKIL, STANLEY, TANAKA,
ZENOAH



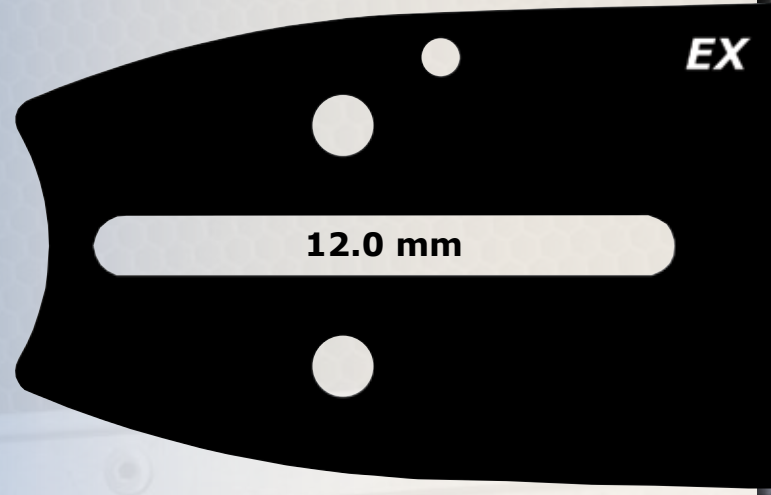
Oregon Mount: A041

TO



Oregon Mount: K041

ALKO, ECHO,
McCULLOCH, POULAN,
TANAKA




Oregon Mount: D176

*NOTE: Mount illustrations may not be exactly 100% to scale.

CHAINSAW BARS

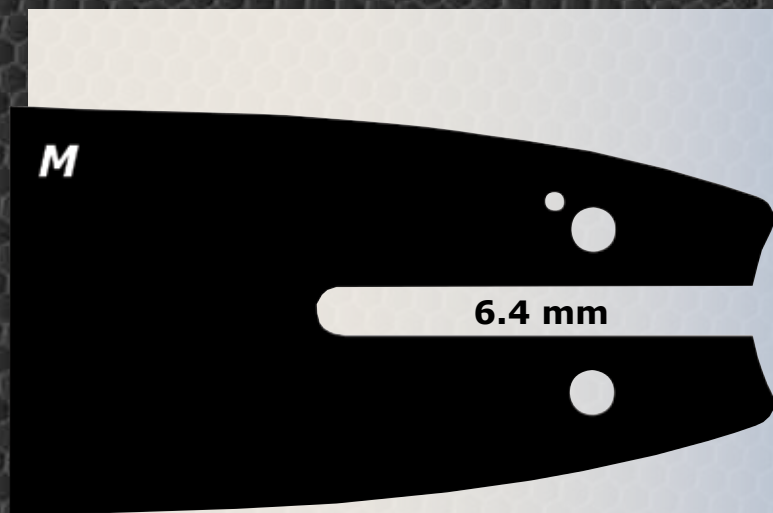
SLD



EFCO, OLEO-MAC/
OLYMPYK,
LOGOSOL, STIHL

Oregon Mount: E099


M



BLACK & DECKER,
POWER PRUNER,
REMINGTON, RYOBI,
SHARK, STIGA

Oregon Mount: A318

HX



HOMELITE

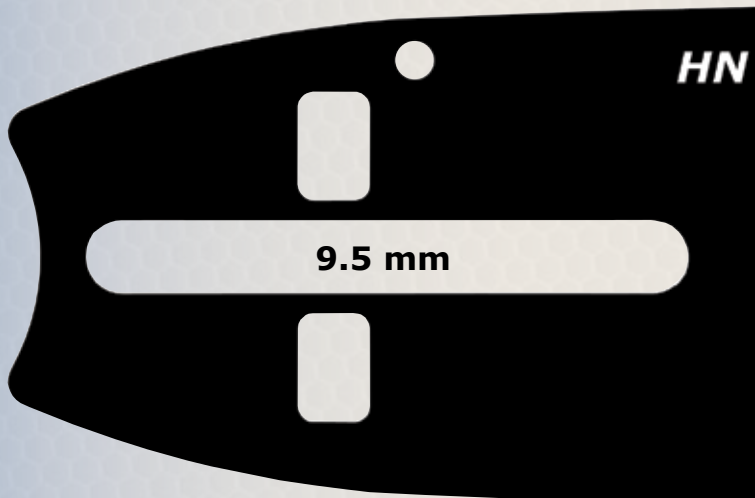
Oregon Mount: A061

*NOTE: Mount illustrations may not be exactly 100% to scale.

CHAINSAW BARS




HOMELITE,
REMINGTON




Oregon Mount: D096

ALPINA/CASTOR,
CASTEL, DOLMAR,
EINHELL, HOMELITE,
HUSQVARNA, JONSERED,
MAKITA, McCULLOCH,
METABO,
OLEO-MAC/OLYMPYK,
PARTNER, SOLO,
STANLEY, STIGA,
ZENOAH



Oregon Mount: A095

ALPINA/CASTOR,
CASTEL, DOLMAR,
EINHELL, HOMELITE,
HUSQVARNA, JONSERED,
MAKITA, McCULLOCH,
METABO,
OLEO-MAC/OLYMPYK,
PARTNER, SOLO,
STANLEY, STIGA,
ZENOAH




Oregon Mount: K095

*NOTE: Mount illustrations may not be exactly 100% to scale.

CHAINSAW BARS


HV



ALPINA/CASTOR,
DOLMAR, HUSQVARNA,
JONSERED, MAKITA,
PARTNER, SHINDAIWA,
SOLO

Oregon Mount: D009


JO



BLITZ, JONSERED,
McCULLOCH,
OLEO-MAC/OLYMPYK

Oregon Mount: D024

SW



ALPINA/CASTOR,
CASTEL GARDEN,
METABO,
OLEO-MAC/OLYMPYK,
STIHL, STIGA


Oregon Mount: A074

*NOTE: Mount illustrations may not be exactly 100% to scale.

CHAINSAW BARS



LOGOSOL,
STIHL




12.0 mm

SN

Oregon Mount: D025

STIHL

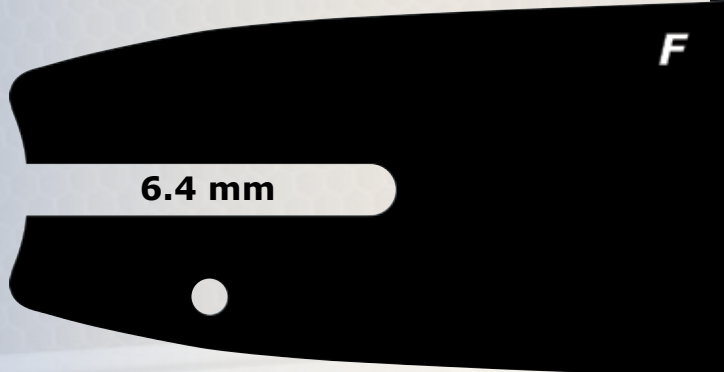


14.0 mm

S

Oregon Mount: E031

FRONTIER, JOBU,
JONSERED, PIONEER



6.4 mm

F

Oregon Mount: A064

*NOTE: Mount illustrations may not be exactly 100% to scale.


CHAINSAW BAR MOUNTS

**ARCHER SPROCKETS
ARE SUPERIOR TO
ALL OTHER SPROCKETS**

WHY?

**BECAUSE THEY ARE
SPECIALLY MADE IN
ONE (1) PIECE HOT
FORGED FOR SUPERIOR
STRENGTH & LONGER
PERFORMANCE.**

**CHAINS
SPROCKETS**



**BEARING INCLUDED
OVER 330 MODELS**



**RIMS INCLUDED
GREAT PACKAGING**

SEE ARCHER SPROCKET CATALOGUE FOR COMPLETE LISTINGS

CHAINSAW BARS



ALKO

E1200, 1400E, 1500E, 2000, 2300, E125, 25A, KE4000, KE3500

30	12	3/8 LP	.050	1,3	45	348				12D0-WM-PO			12D0-CL-PO	12D0-HL-PO
35	14	3/8 LP	.050	1,3	52	415				14D0-WM-PO			14D0-CL-PO	14D0-HL-PO
40	16	3/8 LP	.050	1,3	57	455				16D0-WM-PO			16D0-CL-PO	16D0-HL-PO

140, 240, KB5000

33	13	.325	.050	1,3	56	384				13B0-TL-UH	13B0-LS-UH			
38	15	.325	.050	1,3	64	445				15B0-TL-UH	15B0-LS-UH			
40	16	.325	.050	1,3	66	468					16B0-LS-UH			
45	18	.325	.050	1,3	72	509					18B0-LS-UH			
50	20	.325	.050	1,3	80	583					20B0-LS-UH			

1074, P21, P26, P28, 251, 261, 460, 480

40	16	3/8	.050	1,3	60					16A0-TL-EX	16A0-LS-EX			
45	18	3/8	.050	1,3	64					18A0-TL-E	18A0-LS-E			
	18	3/8	.050	1,3	66					18A0-TL-EX	18A0-LS-EX			
50	20	3/8	.050	1,3	70			20A0-RN-EX		20A0-TL-EX	20A0-LS-EX			
60	24	3/8	.050	1,3	84			24A0-RN-EX						

ALPINA

ELETTRA 160/170, ENERGY 1.6, ENERGY 1.8, SINERGY 35, SINERGY 40, P360, PR361, P370, P390, PR391, PR270, PR280

30	12	3/8 LP	.043	1,1	44	342				12D0-WM-SW			12D4-CL-SW	12D4-HL-SW
35	14	3/8 LP	.043	1,1	50	391				14D0-WM-SW			14D4-CL-SW	14D4-HL-SW
40	16	3/8 LP	.043	1,1	55	434				16D0-WM-SW			16D4-CL-SW	16D4-HL-SW
30	12	3/8 LP	.050	1,3	44	342							12D0-CL-SW	12D0-HL-SW
35	14	3/8 LP	.050	1,3	50	391							14D0-CL-SW	14D0-HL-SW
40	16	3/8 LP	.050	1,3	55	434							16D0-CL-SW	16D0-HL-SW

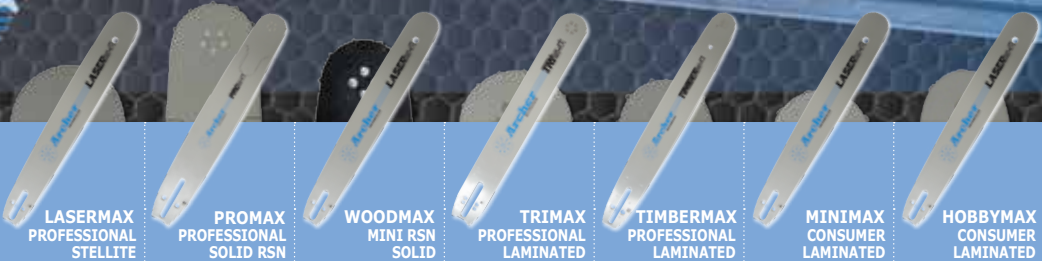
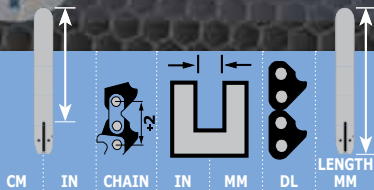
E120, E130, E150, ES182, ES202,A-10E, A-14E, KS1400B, KS1500B, 352, 382

30	12	3/8 LP	.050	1,3	44	342							12D0-CL-PO1	
35	14	3/8 LP	.050	1,3	52	415				14D0-WM-PO			14D0-CL-PO	14D0-HL-PO
40	16	3/8 LP	.050	1,3	57	455				16D0-WM-PO			16D0-CL-PO	16D0-HL-PO

C25, C38T, EA1800, C1.8E, A4000, A3700, EA2000, QC38, C2.2ET, C2.2E, C2.0ET, C2.0E

10	3/8	.050												
14	3/8	.050												
16	3/8	.050												
18														

APPLICATION GUIDE



ALPINA CONTINUED

A350, P382, A40, A400, P41, P45, P400, P402, P411 P422, P442, P510, P522, PRO-540, PRO-600, C40, P510, P460, P700, P482, C41, P500, P450, CP66, ,P450 , P470, P480, P45, CP40, CP41, CP540, CP600 CP65, CP55, CP56, PROF 66

38	15	.325	.050	1,3	64	445				15B0-TL-UH	15B0-LS-UH		
40	16	.325	.050	1,3	66	465					16B0-LS-UH		
45	18	.325	.050	1,3	72	509		18B0-RN-UH			18B0-LS-UH		

C46, C50, A4500

.058 GROOVE GUAGE FOR ABOVE BARS

33	13	.325	.058	1,5	56	384				13B8-TL-UH	13B8-LS-UH		
38	15	.325	.058	1,5	64	445				15B8-TL-UH	15B8-LS-UH		
40	16	.325	.058	1,5	66	468					16B8-LS-UH		
45	18	.325	.058	1,5	72	519		18B8-RN-UH		18B8-TL-UH	18B8-LS-UH		
50	20	.325	.058	1,5	78	567		20B8-RN-UH		20B8-TL-UH	20B8-LS-UH		

PROF-55, PROF-56, PROF-65, PROF-66, 600, 600i, P650, P700, P750, PROF 800, PROF90, PRO78, 970S, CP90, CP120, C46, C50, A4500

38	15	3/8	.058	1,5	56	451				15A8-TL-UH	15A8-LS-UH		
40	16	3/8	.058	1,5	60	465					16A8-LS-UH		
45	18	3/8	.058	1,5	64	509		18A8-RN-UH		18A8-TL-UH	18A8-LS-UH		
45	18	3/8	.058	1,5	68	548		18X8-RN-UHX		18X8-TL-UHX			
50	20	3/8	.058	1,5	70	566		20X8-RN-UHX		20X8-TL-UHX	20X8-LS-UH		
50	20	3/8	.058	1,5	72	583		20X8-RN-UH		20X8-TL-UH			

P660, P680, P700, P750, P760, P800

45	18	3/8	.058	1,5	68	548	18X8-HS-HV	18A8-RN-HV		18A8-TL-HV	18A8-LS-HV		
50	20	3/8	.058	1,5	72	583	20X8-HS-HV	20A8-RN-HV		20A8-TL-HV	20A8-LS-HV		
55	22	3/8	.058	1,6	76	623	22X8-HS-HV	22A8-RN-HV					

BLITZ

B34, B300, B304, B400, B404, B4, B38, B35D, B35DX, B35, E140F

30	12	3/8 LP	.050	1,3	44							12D0-CL-OL	
35	14	3/8 LP	.050	1,3	50							14D0-CL-OL	
40	16	3/8 LP	.050	1,3	55							16D0-CL-OL	

B42, B45A, B54A, B46, B51, B38, B41, B54

33	13	.325	.058	1,5	56	384					13B8-LS-UH		
38	15	.325	.058	1,5	64	445					15B8-LS-UH		
40	16	.325	.058	1,5	66	468					16B8-LS-UH		
45	18	.325	.058	1,5	72	519		18B8-RN-UH		18B8-TL-UH	18B8-LS-UH		
50	20	.325	.058	1,5	80	566		20B8-RN-UH		20B8-TL-UH	20B8-LS-UH		

APPLICATION GUIDE

CHAINSAW BARS



BLITZ CONTINUED

B50, B52, B55, B60, B64, B500, B501S, B502, B504, B600, B701, B702, B80, B800, B802, B804, B52AF, B64XLF

Length (mm)	Length (in)	Pitch (in)	Pitch (mm)	DL (mm)	DL (in)	Model	Model
40	16	3/8	.058	1,5	60	471	16A8-LS-JO
45	18	3/8	.058	1,5	68	545	18A8-TL-JO 18A8-LS-JO
50	20	3/8	.058	1,5	72	583	20A8-TL-JO 20A8-LS-JO

BOSCH

AKE30/17S-18S-19S, AKE35/17-18-19, AKE40/17-18-19

Length (mm)	Length (in)	Pitch (in)	Pitch (mm)	DL (mm)	DL (in)	Model	Model	Model	
30	12	3/8 LP	.043	1,3	45	348	12D0-WM-PO	12D0-CL-PO	12D0-HL-PO
35	14	3/8 LP	.043	1,3	52	415	14D0-WM-PO	14D0-CL-PO	14D0-HL-PO
40	16	3/8 LP	.043	1,3	57	455	16D0-WM-PO	16D0-CL-PO	16D0-HL-PO

1586.7, 1586.8, AKE30B, AKE35, AKE40, GKE35, GKE40, PKE25, PKE30, PKE35, PKE40, AKE35-19PRO, BULLCRAFT

Length (mm)	Length (in)	Pitch (in)	Pitch (mm)	DL (mm)	DL (in)	Model	Model	Model	
30	12	3/8 LP	.050	1,3	45	348	12D0-WM-PO	12D0-CL-PO	12D0-HL-PO
35	14	3/8 LP	.050	1,3	52	415	14D0-WM-PO	14D0-CL-PO	14D0-HL-PO
40	16	3/8 LP	.050	1,3	57	455	16D0-WM-PO	16D0-CL-PO	16D0-HL-PO

KS450

Length (mm)	Length (in)	Pitch (in)	Pitch (mm)	DL (mm)	DL (in)	Model	Model
38	15	.325	.050	1,3	64	445	15B0-TL-UH 15B0-LS-UH
40	16	.325	.050	1,3	66	468	16B0-LS-UH
45	18	.325	.050	1,3	72	509	18B0-LS-UH
50	20	.325	.050	1,3	80	583	20B0-LS-UH

CARVING BARS

24mm (quarter) tip with Open mount 1/4 pitch

Length (mm)	Length (in)	Pitch (in)	Pitch (mm)	DL (mm)	DL (in)	Model
10	1/4	.050	1,3	60	324	10X0-HS-COY
12	1/4	.050	1,3	68	342	12X0-HS-COY
14	1/4	.050	1,3	76	413	14X0-HS-COY
16	1/4	.050	1,3	90	471	16X0-HS-COY
18	1/4	.050	1,3	94	520	18X0-HS-COY

24mm (quarter) tip with Open mount 3/8 LP pitch

Length (mm)	Length (in)	Pitch (in)	Pitch (mm)	DL (mm)	DL (in)	Model
10	3/8LP	.050	1,3	42	324	10X0-HS-COY
12	3/8LP	.050	1,3	45	342	12X0-HS-COY
14	3/8LP	.050	1,3	53	413	14X0-HS-COY
16	3/8LP	.050	1,3	61	471	16X0-HS-COY
18	3/8LP	.050	1,3	64	520	18X0-HS-COY

APPLICATION GUIDE



CARVING BARS CONTINUED

24mm (quarter) tip with closed mount 1/4 Pitch

8	1/4	.050	1.3	54	274	8X0-HS-CCY					
8	1/4	.043	1.1	54	274	8X4-HS-CCY					
10	1/4	.050	1.3	62	324	10X0-HS-CCY					

24mm (quarter) tip with closed mount 3/8 LP Pitch

8	3/8LP	.050	1.3	37	274	8X0-HS-CCY					
8	3/8LP	.043	1.1	37	274	8X4-HS-CCY					
10	3/8LP	.050	1.3	42	324	10X0-HS-CCY					

CASTEL

CS16E, CS17E, CS35, CS36, CS39

30	12	3/8 LP	.050	1,3	44	342			12D0-WM-SW		12D0-CL-SW	12D0-HL-SW
35	14	3/8 LP	.050	1,3	50	391			14D0-WM-SW		14D0-CL-SW	14D0-HL-SW
40	16	3/8 LP	.050	1,3	55	434			16D0-WM-SW		16D0-CL-SW	16D0-HL-SW

CS45, CS50

33	13	.325	.058	1,5	56	385			13B8-TL-UH	13B8-LS-UH		
38	15	.325	.058	1,5	64	445			15B8-TL-UH	15B8-LS-UH		
40	16	.325	.058	1,5	66	468				16B8-LS-UH		
45	18	.325	.058	1,5	72	519			18B8-TL-UH	18B8-LS-UH		

CS60

40	16	3/8	.058	1,5	60	465				16A8-LS-UH		
45	18	3/8	.058	1,5	64	519			18A8-TL-UH	18A8-LS-UH		
50	20	3/8	.058	1,5	70	566			20A8-TL-UHX	20A8-LS-UHX		
50	20	3/8	.058	1,5	72	583			20A8-TL-UH	20A8-LS-UH		

CASTOR

ELETTRA 160/ 170, HIGH TECH 1.6/ 1.8, CP360, CP370, CP380

30	12	3/8 LP	.050	1,3	44							
35	14	3/8 LP	.050	1,3	50							
40	16	3/8 LP	.050	1,3	55							

C40, C40E, CP41, CP45, CP400, CP450, CP500, CP460, CP510, CP540, CP550

33	13	.325	.050	1,3	56	385			13B0-TL-UH	13B0-LS-UH		
38	15	.325	.050	1,3	64	445			15B0-TL-UH	15B0-LS-UH		

APPLICATION GUIDE

CHAINSAW BARS



CASTOR CONTINUED

C40, C40E, CP41, CP45, CP400, CP450, CP500, CP460, CP510, CP540, CP550

33	13	.325	.058	1,5	56	385				13B8-TL-UH	13B8-LS-UH		
	14	.325	.058	1,5	60	415				14B8-TL-UH	14B8-LS-UH		
38	15	.325	.058	1,5	64	445				15B8-TL-UH	15B8-LS-UH		
40	16	.325	.058	1,5	66	465					16B8-LS-UH		
45	18	.325	.058	1,5	72	519					18B8-LS-UH		
50	20	.325	.058	1,5	78	566				20B8-TL-UH	20B8-LS-UH		
50	20	.325	.058	1,5	80	583				20B8-TL-UHX	20B8-LS-UHX		

CP-55, CP-56, CP-65, CP-66, CP600, CP600i, CP650

40	16	3/8	.050	1,3	60	468					16A0-LS-UH		
45	18	3/8	.050	1,3	64	519		18A0-RN-UH		18A0-TL-UH	18A0-LS-UH		
40	16	3/8	.058	1,5	60	468					16A8-LS-UH		
45	18	3/8	.058	1,5	64	519		18A8-RN-UH		18A8-TL-UH	18A8-LS-UH		
45	18	3/8	.058	1,5	68	548		18A8-RN-UHX		18A8-TL-UHX	18A8-LS-UHX		
50	20	3/8	.058	1,5	70	566		20A8-RN-UH		20A8-TL-UHX	20A8-LS-UHX		
50	20	3/8	.058	1,5	72	583		20A8-RN-UHX		20A8-TL-UH	20A8-LS-UH		

CP-700, CP-800, CP750

45	18	3/8	.058	1,5	68	549	18X8-HS-HV	18A8-RN-HV		18A8-TL-HV			
50	20	3/8	.058	1,5	72	586	20X8-HS-HV	20A8-RN-HV		20A8-TL-HV			
60	24	3/8	.058	1,5	76	690	24X8-HS-HV	24A8-RN-HV					

CHINA CHAINSAWS

30	12	3/8 LP	.050	1,3	45				12D0-WM-PO		12D0-CL-PO	12D0-HL-PO	
35	14	3/8 LP	.050	1,3	52	415			14D0-WM-PO		14D0-CL-PO	14D0-HL-PO	
40	16	3/8 LP	.050	1,3	57	454			16D0-WM-PO		16D0-CL-PO	16D0-HL-PO	
40	16	3/8 LP	.050	1,3	56	443						16D0-HL-POX	
35	14	3/8 LP	.050	1,3	52						14D0-CL-C		
40	16	3/8 LP	.050	1,3	56						16D0-CL-C		
45	18	3/8 LP	.050	1,3	62						18D0-CL-C		
35	14	.325	.050	1,3	60						14B0-LS-C		
40	16	.325	.050	1,3	64						16B0-LS-C		
45	18	.325	.050	1,3	72						18B0-LS-C		
50	20	.325	.050	1,3	76						20B0-LS-C		

APPLICATION GUIDE



DOLMAR

ES-31, ES-36, PS39, ES-40, ES-152A, ES-162A, AS-172A, PS33, PS-34, PS-3300TH, PS-330, PS-340, PS-341, PS342, PS-344, PS350, PS-400, PS-401, PS410, PS411, 90VP, 95VP, 3000, PS45, PS41

30	12	3/8 LP	.043	1.1	45	348					12D4-CL-PO	12D4-HL-PO
35	14	3/8 LP	.043	1.1	52	415					14D4-CL-PO	14D4-HL-PO
40	16	3/8 LP	.043	1.1	56	443					16D4-CL-PO	16D4-HL-PO

PS3400, PS342, 100, 101, 102, 103, 104, 105, 106, 108, PS390, 275, 285, 295, ES140, ES160, ES1600, ES31, PS3410, ES152A, ES162A, ES172A, CS2040, ES151, ES140, 275, ES30, ES160, 285, ES161, ES2040, ES2035, ES153, ES183, ES173, ES163

30	12	3/8 LP	.050	1.1	45	348			12D0-WM-PO		12D0-CL-PO	12D0-HL-PO
35	14	3/8 LP	.050	1.1	52	415			14D0-WM-PO		14D0-CL-PO	14D0-HL-PO
40	16	3/8 LP	.050	1.1	56	443			16D0-WM-PO		16D0-CL-PO	16D0-HL-PO

PS-32, PS-351, PS-420, PS-35, PS-421, PS-5105, PS-510, PS-5105H, PS-6100, PS-6400, PS-6400H, PS-6400W

12	3/8	.050										
14	3/8	.050										
16	3/8	.050										
18	3/8	.050										
20												

PS-7310, PS-7310 H, PS-7910 H, PS-7910 W, PS-7910 XD

PHO	3/8	.050										
-----	-----	------	--	--	--	--	--	--	--	--	--	--

PS-510

18	.325	.050										
----	------	------	--	--	--	--	--	--	--	--	--	--

109, 111, 112, 114, 115, 116, 117, 119, 219, PS460, PS 52, PS510, PS540, PS5000, PS5100, PS-5105, PS-6000iH, PS-6800i, PS-6800iH, 120si, 1231, PS-6100, PS43, PS4600, PS500

38	15	.325	.050	1.3	64	445			15X0-TL-UH	15B0-LS-UH		
40	16	.325	.050	1.3	66	465				16B0-LS-UH		
45	18	.325	.050	1.3	72	509			18B0-TL-UHX	18B0-LS-UHX		
50	20	.325	.050	1.3	78	566		20B8-RN-UH		20B8-LS-UH		
33	13	.325	.058	1.5	56	384			13B8-TL-UH	13B8-LS-UH		
38	15	.325	.058	1.5	64	445			15B8-TL-UH	15B8-LS-UH		
40	16	.325	.058	1.5	66	465			16B8-TL-UH	16B8-LS-UH		
45	18	.325	.058	1.5	72	519		18B8-RN-UH	18B8-TL-UH	18B8-LS-UH		
50	20	.325	.058	1.5	78	566		20B8-RN-UH	20B8-TL-UH	20B8-LS-UH		

APPLICATION GUIDE

CHAINSAW BARS



DOLMAR CONTINUED

109, 111, 112, 114, 115, 116, 117, 119, 219, PS460, PS 52, PS510, PS540, PS5000, PS5100, PS-5105, PS-6000iH, PS-6800i, PS-6800iH, 120si, 1231, PS-6100, PS43, PS4600, PS500

40	16	3/8	.058	1,5	60	465				16A8-TL-UH	16A8-LS-UH		
45	18	3/8	.058	1,5	64	509		18A8-RN-UH		18A8-TL-UH	18A8-LS-UH		
50	20	3/8	.058	1,5	72	583		20A8-RN-UH		20A8-TL-UH	20A8-LS-UH		
60	24	3/8	.058	1,5	84	662							

45	16	3/8	.050	1,3	60	471				16A0-TL-UH	16A0-LS-UH		
50	18	3/8	.050	1,3	64	515		18A0-RN-UH		18A0-TL-UH	18A0-LS-UH		
50	20	3/8	.050	1,3	72	583		20A0-RN-UH		20A0-TL-UH	20A0-LS-UH		
60	24	3/8	.050	1,3	84	662							

122, 123, 133, 143, 144, 152, 153, 166, 186, CA

43	17	3/8	.063	1,6	64								
53	21	3/8	.063	1,6	73								
63	25	3/8	.063	1,6	87								

PS-6400, PS-7300, PS-7900, PS9000, PS9010

40	16	3/8	.058	1,5	60	471	16X8-HS-HV						
43	17	3/8	.058	1,5	64	508							
45	18	3/8	.058	1,5	68	549	18X8-HS-HV	18A8-RN-HV		18A8-TL-HV			
50	20	3/8	.058	1,5	72	586	20X8-HS-HV	20A8-RN-HV		20A8-TL-HV			
55	22	3/8	.058	1,5	76	623	22X8-HS-HV	22A8-RN-HV					
60	24	3/8	.058	1,5	84	690							
65	26	3/8	.058	1,5	89								
70	28	3/8	.058	1,5	92	768							

ECHO (KIORITZ)

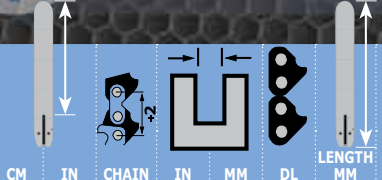
CS-280, CS-302, CS-304VL, CS320, 341, 346, 3000, 3400, 3450, CS-280EG, CS-280EVL, CS-351IVL CS260, CS2700,

25	10	1/4	.050	1,3	56	300							10K0-HL-PO
30	12	1/4	.050	1,3	66	351							12K0-HL-PO
35	14	1/4	.050	1,3	76	417							14K0-HL-PO

CS2700, CS-285EVL, CS-290EVL, CS-300EVL, CS320, CS-280E, CS-302, CS305, CS310, CS-315, CS-320EVL, CS-328, CS-330EVL, CS-360EVL, E155, CS-2800, CS-2900, CS3000, CS3050, CS-3400, CS3450, ECS150/1850FT, CS2600/ 3000/3400, CS3050/CS3500, CS-271, CS-301, CS-302S, CS-330, CS-340, CS341, CS-345, CS346, CS-351, CS-352, ECS-2000, ECS-3000, CS-4400, CS-2600, E255, CS260, CS370, CS370T, CS2700, CS350

30	12	3/8 LP	.050	1,3	45	348			12D0-WM-PO			12D0-CL-PO	12D0-HL-PO
35	14	3/8 LP	.050	1,3	52	415			14D0-WM-PO			14D0-CL-PO	14D0-HL-PO
40	16	3/8 LP	.050	1,3	57	455			16D0-WM-PO			16D0-CL-PO	16D0-HL-PO

APPLICATION GUIDE



ECHO (KIORITZ) CONTINUED

CS350, CS-3600, CS370, CS3700, CS3900, CS-4000, CS490, CS400EVL, CS440EVL, CS440EVLH, CS450, CS4200, CS-500, CS-510, CS520, CS530, CS550, CS-360EVL, CS4010, CS4100, CS420, CS4400, CS-4510, CS4600, CS4610, CS5000, CS5100, CS4500

35	13	.325	.050	1,3	56					
	14	.325	.050	1,3	61	415				14B0-LS-TO
40	15	.325	.050	1,3	64	454				15B0-LS-TO
45	16	.325	.050	1,3	66	465				16B0-LS-TO
	18	.325	.050	1,3	72	519				18B0-LS-TO

CS350, CS-3600, CS370, CS3700, CS3900, CS-4000, CS490, CS400EVL, CS440EVL, CS440EVLH, CS450, CS4200, CS-500, CS-510, CS520, CS530, CS550, CS-360EVL, CS4010, CS4100, CS420, CS4400, CS-4510, CS4600, CS4610, CS5000, CS5100, CS4500

40	16	.325	.058	1,5	66					16B8-LS-ET
45	18	.325	.058	1,5	72					18B8-LS-ET

CS-303T, CS60S, CS451VL, CS452VL, CS500EVL, CS501, CS510EVL, CS550EVL, CS590, CS-600EVL, CS602VL, CS-610EVL, CS620, CS-650EVL, CS-660EVL, CS-680, CS-702VL, CS750EVL, CS-750VL, CS5000, CS-5500, CS5501, CS-501, CS-601, CS610, CS-670, CS-701, CS702, CS-706, CS800, CS6700, CS6701, CS6702, CS6703, CS8000, CS8001, CS8002

ALL EX BARS AVAILABLE IN .050 & .058 GAUGE GROOVES

40	16	3/8	.050	1,3	60			16A0-TL-EX	16A0-LS-EX	
45	18	3/8	.050	1,3	64			18A0-TL-E	18A0-LS-E	
	18	3/8	.050	1,3	66			18A0-TL-EX	18A0-LS-EX	
50	20	3/8	.050	1,3	70		20A0-RN-EX	20A0-TL-EX	20A0-LS-EX	
60	24	3/8	.050	1,3	84		24A0-RN-EX			

EFCO

125, 131, 132, 137, 141S, MT3500, MT3600, MT3700 MT3750, MT4000, MT350, MT440, MT4100

25	10	3/8LP	.050	1,3	40	300		10D0-WM-PO		10D0-CL-PO	10D0-HL-PO
30	12	3/8LP	.050	1,3	45	348		12D0-WM-PO		12D0-CL-PO	12D0-HL-PO
35	14	3/8LP	.050	1,3	52	415		14D0-WM-PO		14D0-CL-PO	14D0-HL-PO
40	16	3/8LP	.050	1,3	56	443		16D0-WM-PO		16D0-CL-PO	16D0-HL-PO

141S, MT4100SP, MT440, MT4400

40	16	.325	.050	1,3	66	468				16B0-LS-TO1	
45	18	.325	.050	1,3	72	519				18B0-LS-TO	

147, 152, 156, 162, 165, MT5200

33	13	.325	.058	1,5	56	384				13B8-LS-UH	
38	15	.325	.058	1,5	64	445				15B8-LS-UH	
40	16	.325	.058	1,5	66	468				16B8-LS-UH	
45	18	.325	.058	1,5	72	519		18B8-RN-UH	18B8-TL-UH	18B8-LS-UH	
50	20	.325	.058	1,5	80	583		20B8-RN-UH	20B8-TL-UH	20B8-LS-UH	

CHAINSAW BARS



EFCO CONTINUED

147, 152, 156, 162, 165, MT6500

33	13	3/8	.058	1,5		384					
38	15	3/8	.058	1,5		445				15A8-LS-UH	
40	16	3/8	.058	1,5	60	465				16A8-LS-UH	
45	18	3/8	.058	1,5	68	519		18B8-RN-UH		18A8-TL-UH	18A8-LS-UH
50	20	3/8	.058	1,5	72	583		20B8-RN-UH		20A8-TL-UH	20A8-LS-UH

181, MT6500, MT7200, MT8200

40	16	3/8	.058	1,5	60	474				16A8-TL-HV	16A8-LS-HV
45	18	3/8	.058	1,5	68	549				18A8-TL-HV	18A8-LS-HV
50	20	3/8	.058	1,5	72	586				20A8-TL-HV	20A8-LS-HV

170, 180, 171, 181

40	16	3/8	.058	1,5	60	471				16A8-TL-JO	16A8-LS-JO
45	18	3/8	.058	1,5	68	545				18A8-TL-JO	18A8-LS-JO
50	20	3/8	.058	1,5	72	583				20A8-TL-JO	20A8-LS-JO

199

43	17	.404	.063	1,6	60						
53	21	.404	.063	1,6	68						

POLE PRUNER PT2700, PTX2700, PT2500

25	10	3/8LP	.043	1,1	39						10D4-CL-MS
----	----	-------	------	-----	----	--	--	--	--	--	------------

EINHELL

PES30/2, PES34/2, PES34/3, PES35, PES35/2TS, PES35/3, PES35/3TS, PES40/3, PROFI, PKS35/1AV, PKS40/1AV, 45/1AV, KES1640, PES1540, KSE1435/1635/1640/2000, PKS1635/1840

30	12	3/8 LP	.050	1,3	45	348					12D0-CL-PO	12D0-HL-PO
35	14	3/8 LP	.050	1,3	52	415					14D0-CL-PO	14D0-HL-PO
40	16	3/8 LP	.050	1,3	57	455					16D0-CL-PO	16D0-HL-PO

PKS45/1AV, PKS50/1AV, RBK 5045

33	13	.325	.058	1,5	56	384				13B8-TL-UH	13B8-LS-UH
38	15	.325	.058	1,5	64	445				15B8-TL-UH	15B8-LS-UH
40	16	.325	.058	1,5	66	468				16B8-TL-UH	16B8-LS-UH
45	18	.325	.058	1,5	72	509		18B8-RN-UH		18B8-TL-UH	18B8-LS-UH

FRONTIER

MARK I, MARK 11 VIP, F35AV, FB35, FP35, FP45, FP365VIP

35	14	3/8 LP	.050	1,3	50	452					14D0-CL-F
40	16	3/8 LP	.050	1,3	56						

APPLICATION GUIDE



FRONTIER CONTINUED

FP45										
40	16	.325	.050	1,3	66					
45	18	.325	.050	1,3	72					

HITACHI

CS280, CS350, CS280B, CS350B, CS350A, CS35B										
30	12	3/8 LP	.050	1,3	45	348				12D0-CL-PO 12D0-HL-PO
35	14	3/8 LP	.050	1,3	52	415				14D0-CL-PO 14D0-HL-PO
40	16	3/8 LP	.050	1,3	57	455				16D0-CL-PO 16D0-HL-PO

HOMELITE

180 SERIES, 192, 200, 240SL, 245SL, SUPER 2, (SL, CC, XL, VI), XEL, EL, XL SERIES, SUPER Z, 35SL, ELECTRIC, XL-10, BANDIT LX30, EL14, SABRE 31, 33, 205, 3350B, 190, 240, 245, (BEFORE # XE339), ELECTRIC 200, LITTLE RED, LX-30, VI SUPER, XEL ELECTRIC										
30	12	3/8 LP	.050	1,3	48					12D0-CL-HX
35	14	3/8 LP	.050	1,3	53					14D0-CL-HX
40	16	3/8 LP	.050	1,3	59					16D0-CL-HX
45	18	3/8 LP	.050	1,3	64					
20, 20AV, 23AV, 3300, 3350, 3800, 3850, 4500, 4550, CS40, Z3850, PS33, RANGER, BANDIT 33/38 SERIES- 3314, 3316, ZR10540/60/80, 3318, CS40, UT10640, UT10660, UT10680, 13350, UT43120, UT43122, UT10510/4/6/7, UT10530/40/44/89, UT10901/26/47, UT43100/2/3										
30	12	3/8 LP	.050	1,3	45	348		12D0-WM-PO		12D0-CL-PO 12D0-HL-PO
35	14	3/8 LP	.050	1,3	52	415		14D0-WM-PO		14D0-CL-PO 14D0-HL-PO
40	16	3/8 LP	.050	1,3	56	455		16D0-WM-PO		16D0-CL-PO 16D0-HL-PO
45	18	3/8 LP	.050	1,3	62	510		18D0-WM-PO		18D0-CL-PO 18D0-HL-PO
25, 25AV 27, 27AV, 4100, 4150, 4500, 4550, D4550B, I4150B, I4550B, TIMBERMAN, UT10896, UT10910, UT10926, UT10927A, UT10942A, UT10946A, UT10974, UT10518/9/20/26/50/52, ZR10520/22, UT10896										
40	16	.325	.050	1,3	66	465				16B0-CL-PO 16B0-HL-PO
45	18	.325	.050	1,3	72	519				18B0-CL-PO 18B0-HL-PO
50	20	.325	.050	1,3	78	567				20B0-CL-PO
35SL, 330, 350, 360, SUPER XL, , BIG RED, XL12, XL-AO, XL400, UT43122, 410, 450, 460, 540, 550, 650, 700, 750, 800, 825, 850, 900, 922, 923, 925, 955, 8800, SXL, UT43103, XL700, XL800, XL900										
	14	3/8	.050							
40	16	3/8	.050	1,3	59					16A0-LS-HN
45	18	3/8	.050	1,3	64					18A0-LS-HN
50	20	3/8	.050	1,3	70					20A0-LS-HN
60	24	3/8	.050	1,3	84					

APPLICATION GUIDE

CHAINSAW BARS



HOMELITE CONTINUED

SUPER 240, 250, 252, 290, 300, 340 CS40, CS50, 415, 4550, HSC4040, 4545, 30, 150,EZ, EZ AUTO, 130, SUPEREZ, SUPER XK MINI, EZ250, 252, VI SUP MINI, VI-123, VI-125, XL-76, XL100 SERIES,XL 250

33	13	.325	.050	1,3	56	384				13B0-TL-UH	13B0-LS-UH	
38	15	.325	.050	1,3	64	445				15B0-TL-UH	15B0-LS-UH	
40	16	.325	.050	1,3	66	468					16B0-LS-UH	
45	18	.325	.050	1,3	72	509					18B0-LS-UH	
50	20	.325	.050	1,3	80	583					20B0-LS-UH	

HUSQVARNA

23, 36, 41, 136, 137, 141, 142, 235, 240, 243, E16, E316, E317, E321, 250PS

20	8	3/8LP	.050	1,3	32	268						8D0-HL-PO	
25	10	3/8LP	.050	1,3	40	300						10D0-HL-PO	
30	12	3/8LP	.050	1,3	45	348			12D0-WM-PO			12D0-CL-PO	12D0-HL-PO
35	14	3/8LP	.050	1,3	52	415			14D0-WM-PO			14D0-CL-PO	14D0-HL-PO
40	16	3/8LP	.050	1,3	57	455			16D0-WM-PO			16D0-CL-PO	16D0-HL-PO

128LDX, 325P4X, 326P4X, 323P4, 327P5, 327PT5S, 33,34, 37, 333, 334T, 335XPT, 338, 136, T435, T540,137, 141, 142, 240, 243, 315E, 316E, 318E, 236E, 240E, 321E, 1400, 1600, 325P, T425, T435, 320E, 321EL, 135E

25	10	3/8LP	.050	1,3	40							
30	12	3/8LP	.050	1,3	45	342						12D0-CL-UH
35	14	3/8LP	.050	1,3	52	415						14D0-CL-UH
40	16	3/8LP	.050	1,3	57	454						16D0-CL-UH

38, 40, 40P, 41, 42, 44, 45, 49, 50, 51, 55, 57, 133, 136, 137, 140, 141, 142, 154, 234, 235, 238, 240, 242XP, 243, 440E, 550XP, 246, 254XP/G, 257, 261, 262XP, 262XPG, 336, 339, 338, 340, 445E, 450E, 345, 346XP, 350, 351, 353, 357XPG, 359, 360, 362, 365, 550XP TrioBrake, EL16, EL1400, EL1500, EL1600, EL1200

38	15	.325	.050	1,3	64	445				15B0-TL-UH	15B0-LS-UH	
40	16	.325	.050	1,3	66	468					16B0-LS-UH	
45	18	.325	.050	1,3	72	509		18B0-RN-UH		18B0-TL-UH	18B0-LS-UH	

40S, 55 RANCHER, 435, 440, 444, 445, 450, 455 RANCHER, 460 RANCHER, 555, 560XP, 570

33	13	.325	.058	1,5	56	384				13B8-TL-UH	13B8-LS-UH	
38	15	.325	.058	1,5	64	445				15B8-TL-UH	15B8-LS-UH	
40	16	.325	.058	1,5	66	468					16B8-LS-UH	
45	18	.325	.058	1,5	72	509		18B8-RN-UH		18B8-TL-UH	18B8-LS-UH	
50	20	.325	.058	1,5	78	566		20B8-RN-UH		20B8-TL-UH	20B8-LS-UH	
50	20	.325	.058	1,5	80	583		20B8-RN-UHX		20B8-TL-UHX		

APPLICATION GUIDE



HUSQVARNA CONTINUED

154, 346XP, 254XP/G, 257XP, 262, 262XP, 362XP/G, 243, 261, 357XP, 55 RANCHER, 562XP AUTOTUNE

38	15	3/8	.058	1,5	56	451				15A8-TL-UH	15A8-LS-UH		
40	16	3/8	.058	1,5	60	465					16A8-LS-UH		
45	18	3/8	.058	1,5	64	509		18A8-RN-UH		18A8-TL-UH	18A8-LS-UH		
45	18	3/8	.058	1,5	68	548		18A8-RN-UHX		18A8-TL-UHX			
50	20	3/8	.058	1,5	70	566		20A8-RN-UHX		20A8-TL-UHX			
50	20	3/8	.058	1,5	72	583		20A8-RN-UH		20A8-TL-UH			

162, 61, 64, 65, 66, 70, 77, 160, 162, 181, 185, 260, 266, 266XP, T540XP, 268XP, 272, 272XP, 281XP, 285XP, 288XP, 298X, 365, 371XP, 372XP, 380, 385XP, 390XP, 394XP, 395XP, 480, 562, 570, 575, 576, 3120XP, 1100, 2100, 2101, 3120, 460

40	16	3/8	.050	1,3	60	471	16X0-HS-HV			16A0-TL-HV	16A0-LS-HV		
45	18	3/8	.050	1,3	68	549	18X0-HS-HV	18A0-RN-HV		18A0-TL-HV	18A0-LS-HV		
50	20	3/8	.050	1,3	72	586	20X0-HS-HV	20A0-RN-HV		20A0-TL-HV	20A0-LS-HV		
60	24	3/8	.050	1,3	84	690	24X0-HS-HV	24A0-RN-HV					
70	28	3/8	.050	1,3	92	768							

556 AUTOTUNE, 570 AUTOTUNE, 576XP AUTOTUNE, 390XP, 395XP

			.058	1,5	52					13A8-TL-HV			
40	16	3/8	.058	1,5	60	471	16X8-HS-HV			16A8-TL-HV	16A8-LS-HV		
43	17	3/8	.058	1,5	64	508					17A8-LS-HV		
45	18	3/8	.058	1,5	68	549	18X8-HS-HV	18A8-RN-HV		18A8-TL-HV	18A8-LS-HV		
50	20	3/8	.058	1,5	72	586	20X8-HS-HV	20A8-RN-HV		20A8-TL-HV	20A8-LS-HV		
55	22	3/8	.058	1,5	76	623		22A8-RN-HV					
60	24	3/8	.058	1,5	84	690	24X8-HS-HV	24A8-RN-HV					
65	26	3/8	.058	1,5	89								
70	28	3/8	.058	1,5	92	768							
80	32	3/8	.058	1,5	102	890							
90	36	3/8	.058	1,5	115	983							
50	20	3/8	.063	1,6	72	586	20X3-HS-HV	20A3-RN-HV		20A3-TL-HV	20A3-LS-HV		
60	24	3/8	.063	1,6	84	690	24X3-HS-HV	24A3-RN-HV					
70	28	3/8	.063	1,6	92	768							
80	32	3/8	.063	1,6	102	890							
90	36	3/8	.063	1,6	115	983							

APPLICATION GUIDE

CHAINSAW BARS



HUSQVARNA CONTINUED

3120 XP												
50	20	.404	.063	1,6	66	586	20X3-HS-HV	20F3-RN-HV		20F3-TL-HV	20F3-LS-HV	
60	24	.404	.063	1,6	76	690	24X3-HS-HV	24F3-RN-HV				
80	32	.404	.063	1,6	92	890						
90	36	.404	.063	1,6	104	983						

JOHN DEERE

25EV, 28, 28V, 30, 30V, 35EV, 40V, 200CS, 230CS, CS36, CS40, CS40V, 45, 46, J3816												
30	12	3/8 LP	.050	1,3	45	348			12D0-WM-PO			12D0-CL-PO 12D0-HL-PO
35	14	3/8 LP	.050	1,3	52	415		14D0-WM-PO				14D0-CL-PO 14D0-HL-PO
40	16	3/8 LP	.050	1,3	56	455		16D0-WM-PO				16D0-CL-PO 16D0-HL-PO
45	18	3/8 LP	.050	1,3	62	510						18D0-CL-PO 18D0-HL-PO
45, 46, 300, 450												
40	16	.325	.050	1,3	66	465						16B0-CL-PO 16B0-HL-PO
45	18	.325	.050	1,3	72	519						18B0-CL-PO 18B0-HL-PO
CS46, CS52, 76EV, 450V, 300CS, 350CS												
40	16	.325	.050	1,3	66	465					16B0-LS-UH	
45	18	.325	.050	1,3	72	519		18B0-RN-UH	18B0-TL-UH	18B0-LS-UH		
50	20	.325	.050	1,3	78	566		20B0-RN-UH	20B0-TL-UH	20B0-LS-UH		
CS-46, CS-52, CS-56, CS-62, 50V, 51SV, 55SV, 550CS, 60V												
40	16	3/8	.050	1,3	60	468					16A0-LS-UH	
45	18	3/8	.050	1,3	64	509		18A0-RN-UH	18A0-TL-UH	18A0-LS-UH		
50	20	3/8	.050	1,3	70	566		20A0-RN-UH	20A0-TL-UH	20A0-LS-UH		
60	24	3/8	.050	1,3	84	662						
80EV, CS71, CS81, 80EV, 800V, 65SV												
40	16	3/8	.058	1,5	60	471				16A8-TL-JO		
45	18	3/8	.058	1,5	66	545				18A8-TL-JO		
50	20	3/8	.058	1,5	72	583				20A8-TL-JO		
60	24	3/8	.058	1,5	83							
70	28	3/8	.058	1,5	94							

APPLICATION GUIDE

CHAINSAW BARS



JONSERED CONTINUED

625, 630, 630 SUPER, 670, 670 CHAMP, 2077, 2083, 2094, 2095, 2065, 2071, 2171, 2172, 2165, 2166, 2172, 2186, 2188, 820/830, *920/930 (* with 9mm stud), 670 WEST COAST, 2172W, 2188

40	16	3/8	.058	1,5	60	471	16X8-HS-HV			16A8-TL-HV	16A8-LS-HV		
43	17	3/8	.058	1,5	64	508				17A8-TL-HV	17A8-LS-HV		
45	18	3/8	.058	1,5	68	549	18X8-HS-HV	18A8-RN-HV		18A8-TL-HV	18A8-LS-HV		
50	20	3/8	.058	1,5	72	586	20X8-HS-HV	20A8-RN-HV		20A8-TL-HV	20A8-LS-HV		
55	22	3/8	.058	1,5	76	623	22X8-HS-HV	22A8-RN-HV					
60	24	3/8	.058	1,5	84	690	24X8-HS-HV	24A8-RN-HV					
65	26	3/8	.058	1,5	89								
70	28	3/8	.058	1,5	93	768							
80	32	.404	.063	1,6	92	890							
90	36	3/8	.058	1,5	115	983							
50	20	.404	.063	1,6	66	586	20X8-HS-HV	20F3-RN-HV		20F3-TL-HV	20F3-LS-HV		
60	24	.404	.063	1,6	76	690	24X8-HS-HV	24F3-RN-HV					
90	36	.404	.063	1,6	104	983							

MAKITA

5011, 5012, 5014, 5016

30	12	1/4	.050	1,3	66								
35	14	1/4	.050	1,3	76								

AUC120DWAE, DCS34, DCS330, 340, 341, 390, 400, 401, 5012, 5014, 5016, 3500, UC3501, UC3020A, UC3520, UC4020

30	12	3/8LP	.043	1,1	46								
35	14	3/8LP	.043	1,1	52								
40	16	3/8LP	.043	1,1	56								

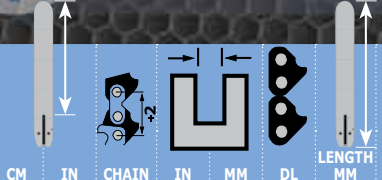
UC250DWB, DCS33, DCS34, DCS380, DCS390, DCS231, DCS232, DCS3410, DCS3501, 5011B, 5012B, 5014B, 5016B

30	12	3/8 LP	.050	1,3	45	348			12D0-WM-PO			12D0-CL-PO	12D0-HL-PO
35	14	3/8 LP	.050	1,3	52	415			14D0-WM-PO			14D0-CL-PO	14D0-HL-PO
40	16	3/8 LP	.050	1,3	56	443			16D0-WM-PO			16D0-CL-PO	16D0-HL-PO

DCS3000, DCS3500, DCS3501, DCS400, DCS4610, DCS350S, DCS390, 501GNB, DCS3520, DCS300

38	15	.325	.050	1,3	64	445					15B0-LS-PO	15B0-CL-PO	
45	18	.325	.050	1,3	72	519					18B0-LS-PO	18B0-CL-PO	18B0-HL-PO

APPLICATION GUIDE



MAKITA CONTINUED

DCS430, DCS4300, DCS431, DCS520, DCS5200, 45

38	15	.325	.050	1,3	64	445				15B0-TL-UH	15B0-LS-UH		
40	16	.325	.050	1,3	66	468					16B0-LS-UH		
45	18	.325	.050	1,3	72	519		18B0-RN-UH		18B0-TL-UH	18B0-LS-UH		
50	20	.325	.050	1,3	78	566		20B0-RN-UH		20B0-TL-UH	20B0-LS-UH		

33	13	.325	.058	1,5	56					13B8-TL-UH	13B8-LS-UH		
38	15	.325	.058	1,5	64	445				15B8-TL-UH	15B8-LS-UH		
40	16	.325	.058	1,5	66	468					16B8-LS-UH		
45	18	.325	.058	1,5	72	519		18B8-RN-UH		18B8-TL-UH	18B8-LS-UH		
50	20	.325	.058	1,5	78	566		20B8-RN-UH		20B8-TL-UH	20B8-LS-UH		

DCS460, DCS500, DCS4600, DCS5030, DCS5200i, DCS6000i, DCS6800i, DCS4300, DCS5200

40	16	3/8	.050	1,3	60								
45	18	3/8	.050	1,3	64								
50	20	3/8	.050	1,3	72								
40	16	3/8	.058	1,5	60								
45	18	3/8	.058	1,5	64								

DCS6400, DCS6401, DCS7301, DCS7901, DCS9000, DCS9010, DCS7300, DCS7900, DCS500/45, DCS7301

40	16	3/8	.058	1,5	60	471	16X8-HS-HV			16A8-TL-HV	16A8-LS-HV		
43	17	3/8	.058	1,5	64	508				17A8-TL-HV	17A8-LS-HV		
45	18	3/8	.058	1,5	68	549	18X8-HS-HV	18A8-RN-HV		18A8-TL-HV	18A8-LS-HV		
50	20	3/8	.058	1,5	72	586	20X8-HS-HV	20A8-RN-HV		20A8-TL-HV	20A8-LS-HV		
55	22	3/8	.058	1,5	76	623	22X8-HS-HV	22A8-RN-HV					
60	24	3/8	.058	1,5	84	690	24X8-HS-HV	24A8-RN-HV					

MARUYAMA

MCV3100, MCV3100

35	14	3/8LP	.050	1,3	52				14D0-WM-PO		14D0-CL-PO	14D0-HL-PO	
40	16	3/8LP	.050	1,3	56				16D0-WM-PO		16D0-CL-PO	16D0-HL-PO	

APPLICATION GUIDE

CHAINSAW BARS



MCCULLOCH

14A/S, 110, 115, 120, 130, 140, 155, 160S, 165, 175, 310, 320, 330, 340, 355, 365, 375, 430, 435, 440, 445, 474, 484, 510, 515, 735, 838, 2010, 2014, 2016, 2138, 2316, 2318, 3200, 3210, 3219, 3514, 3516, 3518, 3800, 3850, 3816, 160S, 2018S, 3205-14, 3818V, C180, CALIFOTLIA, CALIFOTLIA 90, ARIZON, EAGER BEAVER (2010, 2012, 2014, 2016, 2116, 2318), ELECTRA MAC 16E, ELECTROMAC 1030, 1035, EB2.3, EB2.3 MAC CAT, EB 6a, EM16, 10, 12, 14, 16E, EMAC1040, DAY900, MAC CAT, MAC CAT (16, 18), MAC CAT 839, MINI MAC (ALL MODELS), 3214/6, 3516/8, MAC120, MAC130, MAC930, MAC935, MAC940, MC SERIES, MM30, MM35, MS1415, MS1420, MS1425, MS1430, MS1432, MS1435, MS1455, MS1630, MS1635, MS1635NAV, MS1635NAVCC, MS1640, MS1645, MS1838, MS1838AV, MS1838AVCC, MS1842AVCC, MS1846AVCC, PM36, PM300, PM310, PM320, PM360, PM364, PM370, PM380, PM394, PM470, PM480, PM494, PM510, PM400, PM484, PM6, PM730, POWER MAC SERIES (6, 145-14, 255-16), POWER MAC 6, PROMAC SERIES (3200, 3205, 3205-14, 3210, 3212, 3214, 3216, 3219, 3505, 3800, 3805, 3818, 3850), SILVER EAGLE SERIES (2010, 2012, 2012S, 2104, 2014S, 2016, 2018S, 2316), SP-40, SUPER 17, TITAN SERIES (35, 36, 37, 38, 39 40), WILDCAT, 380

30	12	3/8 LP	.050	1,3	44	336					12D0-CL-M	12D0-HL-M
35	14	3/8 LP	.050	1,3	49	382					14D0-CL-M	14D0-HL-M
40	16	3/8 LP	.050	1,3	55	433					16D0-CL-M	16D0-HL-M
45	18	3/8 LP	.050	1,3	60	485					18D0-CL-M	18D0-HL-M

4600, 4700, 4900, 5000, 40, 46, 54, 61, 72, 410-ELITE, 450-ELITE, 10E, 12E, 14E, 16E, MS1425, MS1640, CS360T, CS400T

35	14	3/8 LP	.050	1,3	52						14D0-CL-UH	
40	16	3/8 LP	.050	1,3	56						16D0-CL-UH	

40	16	.325	.050	1,3	66	465	16B0-RN-UH		16B0-TL-UH	16B0-LS-UH		
45	18	.325	.050	1,3	72	519	18B0-RN-UH		18B0-TL-UH	18B0-LS-UH		
50	20	.325	.050	1,3	78	566	20B0-RN-UH		20B0-TL-UH	20B0-LS-UH		

1-10, 10-10, 2-10, 3-10, 4-10, 5-10, 55, 555, 6-10, 60, 610, 650, 655, 7-10, 70, 700, 80, 800, 805, 850, DE50, SP60, SP81, TITAN 50, TITAN 57, 955, 1000, CP55, CP70, CP70L, 560, 570, 620, DOUBLE EAGLE 50/57/80, PM605, PROMAC 5700/8200, SILVER EAGLE 3420/3720, SP-60, SP-70, SP80, SP81, TIMBER BEAR, TITAN 50/57/70, SP80, SP81, TITAN, MAC10 SERIES, 380, 360, 360T, 400, 400T

40	16	3/8	.050	1,3	60							
45	18	3/8	.050	1,3	64							
50	20	3/8	.050	1,3	70							
60	24	3/8	.050	1,3	81							

INLINE 1650, INLINE 1800T, INLINE 2200T, POWERMAC PLUS 1800, E-PROMAC1900, E-PROMAC2200

14	3/8	.050										
----	-----	------	--	--	--	--	--	--	--	--	--	--

MAC 950, 960, 970, 300, PROMAC 51/55/60/72

40	16	3/8	.058	1,5	60	471				16A8-LS-JO		
45	18	3/8	.058	1,5	68	545			18A8-TL-JO	18A8-LS-JO		
50	20	3/8	.058	1,5	72	583			20A8-TL-JO	20A8-LS-JO		

MS1215, MS1415, MS1425, MS1630, MS1640, MS1435, MS1645

35	14	3/8 LP	.050	1,3	52	415		14D0-WM-PO			14D0-CL-PO	14D0-HL-PO
40	16	3/8 LP	.050	1,3	56	443		16D0-WM-PO			16D0-CL-PO	16D0-HL-PO
45	18	3/8 LP	.050	1,3	62	510					18D0-CL-PO	18D0-HL-PO

APPLICATION GUIDE



MCCULLOCH CONTINUED

35CC, 40CC, 50CC, 55CC											
40	16	.325	.050	1,3	66	465					16X0-LS-TO
45	18	.325	.050	1,3	72	519					18X0-LS-TO
50	20	.325	.050	1,3	78	567					20X0-LS-TO

CSE1935SI, CSE2040SI, CSE1835, CSE1935S, CSE2040, CSE2040S											
		3/8	.050								
		3/8	.050								

OLEO-MAC / OLYMPYK

OM15E											
	12	3/8	.043								

OM17E, OM19E											
	14	3/8	.050								

931, 932													
	12	3/8 LP	.050	1,3	45	348			12D0-WM-PO		12D0-LS-PO	12D0-CL-PO	12D0-HL-PO
	14	3/8 LP	.050	1,3	52	415			14D0-WM-PO		14D0-LS-PO	14D0-CL-PO	14D0-HL-PO
	16	3/8 LP	.050	1,3	56	443			16D0-WM-PO		16D0-LS-PO	16D0-CL-PO	16D0-HL-PO

240, 241, 244, 935, OLE140F, OLE300													
	30	12	3/8 LP	.050	1,3	44	342			12D0-WM-SW		12D0-CL-SW	12D0-HL-SW
	35	14	3/8 LP	.050	1,3	50	391			14D0-WM-SW		14D0-CL-SW	14D0-HL-SW
	40	16	3/8 LP	.050	1,3	55	434			16D0-WM-SW		16D0-CL-SW	16D0-HL-SW

938, 940, 941, 945, 950, 951, 956, 962													
	38	15	.325	.050	1,3	64	445			15B0-RN-UH		15B0-TL-UH	15B0-LS-UH
	40	16	.325	.050	1,3	66	468			16B80RN-UH		16B0-TL-UH	16B0-LS-UH
	45	18	.325	.050	1,3	72	509			18B0-RN-UH		18B0-TL-UH	18B0-LS-UH
	33	13	.325	.058	1,5	56	384					13B8-TL-UH	13B8-LS-UH
	35	14	.325	.058	1,5	60	415						14B8-LS-UH
	38	15	.325	.058	1,5	64	445			15B8-RN-UH		15B8-TL-UH	15B8-LS-UH
	40	16	.325	.058	1,5	66	468			16B8-RN-UH		16B8-TL-UH	16B8-LS-UH
	45	18	.325	.058	1,5	72	519			18B8-RN-UH		18B8-TL-UH	18B8-LS-UH
	50	20	.325	.058	1,5	78	566			20B8-RN-UH		20B8-TL-UH	20B8-LS-UH

APPLICATION GUIDE

CHAINSAW BARS



OLEO-MAC / OLYMPYK CONTINUED

956, 962, 965

40	16	3/8	.058	1,5	60														
45	18	3/8	.058	1,5	68														
50	20	3/8	.058	1,5	72														
55	22	3/8	.058	1,5	77														

250, 251, 252, 254, 260, 261, 264, 271, 272, 280, 284, 300, 350, 355, 364, 460, 461, 480, 481, 482, 484, 486, 956, 962, 965, 970, 971, 980, 981, 985, 999

40	16	3/8	.058	1,5	60	471													16A8-TL-JO
45	18	3/8	.058	1,5	68	545													18A8-TL-JO
50	20	3/8	.058	1,5	72	583													20A8-TL-JO

999F

	30	.404	.063																
--	----	------	------	--	--	--	--	--	--	--	--	--	--	--	--	--	--	--	--

POLE PRUNER EP100, EP90, PP 250, PPX 250, 925

	10	3/8	.050																
--	----	-----	------	--	--	--	--	--	--	--	--	--	--	--	--	--	--	--	--

PARTNER

1436, 1641, 1601, 1602, 1611, 1613, 1614, 1616, 1618, 330

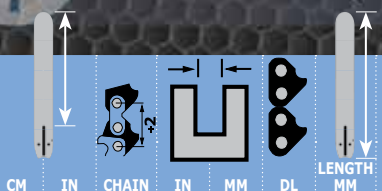
35	14	3/8 LP	.050	1,3	50	395													14D0-CL-F
40	16	3/8 LP	.050	1,3	54	452													16D0-CL-F

330, 335, 345, 360, 365, 385, 395, 351, 370, P 390, P 420, 350, 405, 340

30	12	3/8 LP	.050	1,3	45	351				12D0-WM-PO		12D0-LS-PO	12D0-CL-PO	12D0-HL-PO
35	14	3/8 LP	.050	1,3	52	415				14D0-WM-PO		14D0-LS-PO	14D0-CL-PO	14D0-HL-PO
40	16	3/8 LP	.050	1,3	56	443				16D0-WM-PO		16D0-LS-PO	16D0-CL-PO	16D0-HL-PO
45	18	3/8 LP	.050	1,3	62	510						18D0-LS-PO	18D0-CL-PO	18D0-HL-PO

P360, P400, P450, EL1450, EL1650, 410, 460, 470, 360, 365, 400, 405, 450, 465, 495, 510, 540, 500, 545, MINI FARMERSAW, P500, P5000, 1200EL, 1400EL, 1450, 1500EL, EL1650, 410, 460, 510CCS, 370, 320, P48, P49, P400, P450, 420, 470, 550, P5500, 605, 390

38	15	.325	.050	1,3	64	445					15B0-TL-UH	15B0-LS-UH		
40	16	.325	.050	1,3	66	468						16B0-LS-UH		
45	18	.325	.050	1,3	72	519			18B0-RN-UH		18B0-TL-UH	18B0-LS-UH		
33	13	.325	.058	1,5	56	384					13B8-TL-UH	13B8-LS-UH		
35	14	.325	.058	1,5	60	415						14B8-LS-UH		
38	15	.325	.058	1,5	64	445					15B8-TL-UH	15B8-LS-UH		
40	16	.325	.058	1,5	66	468						16B8-LS-UH		
45	18	.325	.058	1,5	72	519			18B8-RN-UH		18B8-TL-UH	18B8-LS-UH		
50	20	.325	.058	1,5	78	566			20B8-RN-UH		20B8-TL-UH	20B8-LS-UH		



PARTNER CONTINUED

550, 1655, 2055, 650, 7000, P100, P55, P65, P70, R16, R17, R18, R19, R20, R21, R22, R40, R417, R418, R420, R421, R422, R435, R440, R522, R523, S50, 555, S65, R11, R12, R14, R23, R30, R35, R416, R44, R517, P50, P51, F55, 550, P85, 7700, 710, 660, P7700, 710

40	16	3/8	.058	1,5	60	471	16X8-HS-HV	16A8-RN-HV	16A8-TL-HV	16A8-LS-HV
45	18	3/8	.058	1,5	68	549	18X8-HS-HV	18A8-RN-HV	18A8-TL-HV	18A8-LS-HV
50	20	3/8	.058	1,5	72	586	20X8-HS-HV	20A8-RN-HV	20A8-TL-HV	20A8-LS-HV
55	22	3/8	.058	1,5	77	623	22X8-HS-HV	22A8-RN-HV		
60	24	3/8	.058	1,5	84	690	24X8-HS-HV	24A8-RN-HV		
65	26	3/8	.058	1,5	89					
70	28	3/8	.058	1,5	92	768				

POULAN

S25AV, S25CVA, S25D, S25DA, 20, 25 SERIES, 25A, 180, 190, 200, 205, 210, 220, 221, 225, 230, 235, 236, 240, 250, 255, 260, 285, 295, 305, 306, 310, 325, 335, 336, 365, 523, 1220, 1425, 1625, 1800, 1900, 1900LE, 1950LE, 1975LE, 2000, 2050, 2055, 2055LE, 2075, 2075C, 2100, 2150, 2155, 2175, 2250, 2250LE, 2300, 2300CVA, 2350, 2375, 2375LE, 2400, 2450, 2500, 2550, 2600, 3314, 3416, 3516, 3816, 3816AV, 3818, 4018, 4218, 4218AV, E14E, E16E, ES350, ELECTRIC 1420, 1425, 1625, 2100, 2400, 2500, 2600, 400E, P600, PP210, PP260, PP295, PP300E, PP310, PP335, PP380, PATRIOT 1900, WILDTHING, WOODSHARK, MICRO 25, S23, S25

30	12	3/8 LP	.050	1,3	45	348		12D0-WM-PO		12D0-CL-PO	12D0-HL-PO
35	14	3/8 LP	.050	1,3	52	415		14D0-WM-PO		14D0-CL-PO	14D0-HL-PO
40	16	3/8 LP	.050	1,3	56	443		16D0-WM-PO		16D0-CL-PO	16D0-HL-PO
45	18	3/8 LP	.050	1,3	62	510				18D0-CL-PO	18D0-HL-PO

285, 295, 305, 306SA, 310, 315, 335, 336, 2700, 2750, 2775, 2800, 2900, 3000, 3050, 3100, 3300, 3500, 3600, PREDATOR, 4600, 4620

40	16	.325	.050	1,3	66	465				16B0-LS-PO	
45	18	.325	.050	1,3	72	519				18B0-LS-PO	
50	20	.325	.050	1,3	78	548				20B0-LS-PO	

325

38	15	.325	.050	1,3	64	445			15B0-TL-UH	15B0-LS-UH	
40	16	.325	.050	1,3	66	468				16B0-LS-UH	
45	18	.325	.050	1,3	72	519		18B0-RN-UH	18B0-TL-UH	18B0-LS-UH	
50	20	.325	.050	1,3	78	566		20B0-RN-UH	20B0-TL-UH	20B0-LS-UH	

3314, PLN1514

14	3/8	.050									
----	-----	------	--	--	--	--	--	--	--	--	--

361, 365, 3600, 375, 3700, 380, 3800, 395, 3900, 400 SERIES, 400, 445, 450, 4000, 4200, 4400, 4900, 5200, 5400, 5500, 670, 200 SERIES, 203, 245, 375, 300 SERIES, 306, 306A, 3400, 360, P4018WT

40	16	3/8	.050	1,3	60	465				16A0-LS-PO	
45	18	3/8	.050	1,3	64	508			18A0-TL-PO	18A0-LS-PO	
50	20	3/8	.050	1,3	70	548			20A0-TL-PO	20A0-LS-PO	
60	24	3/8	.050	1,3	81						

APPLICATION GUIDE

CHAINSAW BARS



POULAN CONTINUED

203, 245, 306, 360, 361, 375, 385, 395, 400, 445, 446, 450, PLN3516F, 3400, 3700, 3800, 3900, 4000, 4200, 4400, 4900, 5200, 5400, 5500, 5400, 6700

40	16	3/8	.050	1,3	60	471					16A0-TL-EX	16A0-LS-EX		
45	18	3/8	.050	1,3	68	528					18A0-TL-EX	18A0-LS-EX		

6900, 7700, 8500

40	16	3/8	.050	1,3	59							16A0-LS-HN		
45	18	3/8	.050	1,3	64							18A0-LS-HN		
50	20	3/8	.050	1,3	70							20A0-LS-HN		
60	24	3/8	.050	1,3	84									

POLESAWS, 446T, 445, 258T, 500P, PLN1510

20	8	3/8 LP	.050	1,3	36	268								8D0-HL-PO
25	10	3/8 LP	.050	1,3	40	300								10D0-HL-PO
30	12	3/8 LP	.050	1,3	44	342			12D0-WM-PO			12D0-CL-PO	12D0-HL-PO	
35	14	3/8 LP	.050	1,3	52	415			14D0-WM-PO			14D0-CL-PO	14D0-HL-PO	
40	16	3/8 LP	.050	1,3	56	443			16D0-WM-PO			16D0-CL-PO	16D0-HL-PO	

P4018

POWER PRUNER (ECHO)

PP300, PPT-2400, PPSR-2122, PPSR-2433, PPT260, PP300, PP400, PP600, PP800, PP1000, PP1200, PP1250, PP1260, PP1400, PP1400-D, PPF-2100, PPT-2100, PPF-2400

20	8	3/8 LP	.050	1,3	34	268								8D0-HL-MP
25	10	3/8 LP	.050	1,3	39	300								10D0-HL-MP
30	12	3/8 LP	.050	1,3	44	342								12D0-HL-MP

PPF280, PPT280, PPT265

25	10	3/8LP	.050	1,3	40	300								10D0-HL-PO
30	12	3/8LP	.050	1,3	45	348			12D0-WM-PO			12D0-CL-PO	12D0-HL-PO	
35	14	3/8LP	.050	1,3	52	415			14D0-WM-PO			14D0-CL-PO	14D0-HL-PO	

RYOBI

35B, CS36, CS36C, CS41, CS3330, CS385CB, HC31, HC36, HC41, HCS31, HCS36, CS-1530/1535/1540

40	16	.325	.058	1,5	66	465						16B8-LS-PO		
45	18	.325	.058	1,5	72	519						18B8-LS-PO		
50	20	.325	.058	1,5	78	567						20B8-LS-PO		

APPLICATION GUIDE



RYOBI CONTINUED

CSE5145, CSE5650											
30	12	3/8 LP	.043	1,1	44	342			12D0-WM-PO	12D0-CL-PO	12D0-HL-PO
35	14	3/8 LP	.050	1,3	52	415			14D0-WM-PO	14D0-CL-PO	14D0-HL-PO
40	16	3/8 LP	.043	1,1	56	443			WM	16D0-CL-PO	16D0-HL-PO

SEARS (CRAFTSMAN)

3400, 3401, 3402, 3407, 3411, 3412, 3414, 3415, 3425, 3445, 3455, 3460, 3461, 3476, 34071, 34115, 34116, 35023, 35025, 35027, 35028, 35037, 35038, 35044, 35046, 35048, 35056, 35058, 35060, 35080, 35081, 35082, 35091, 35093, 35095, 35096, 35202, 35203, 35205, 35206, 35207, 35209, 35211, 35215, 35216, 35219, 35224, 35231, 35232, 35235, 35238, 35255, 35256, 35270, 35273, 35280, 35283, 35363, 35366, 35367, 35504, 35505, 35506, 35508, 35512, 35514, 35515, 35516, 35713, 35714, 35717, 35718, 35736, 35824, 358341040, 358350810, 358350670, 358360360, 358360380, 35841, 35886, 351040, 351140, 352680, 36010, 36012, 36015, 36017, 36080, 36082, 36085, 36087

30	12	3/8 LP	.050	1,3	45	348			12D0-WM-PO	12D0-CL-PO	12D0-HL-PO
35	14	3/8 LP	.050	1,3	52	415			14D0-WM-PO	14D0-CL-PO	14D0-HL-PO
40	16	3/8 LP	.050	1,3	56	443			16D0-WM-PO	16D0-CL-PO	16D0-HL-PO
45	18	3/8 LP	.050	1,3	62	510				18D0-CL-PO	18D0-HL-PO

3403, 3416, 3417, 3470, 3471, 3482, 35256											
40	16	.325	.050	1,3	66	465				16B0-LS-PO	
45	18	.325	.050	1,3	72	519				18B0-LS-PO	

35507PS, 35020, 35119, 35120, 35121, 35492, 35607, 35624, 35624.2, 35628, 35633											
40	16	3/8	.050	1,3	60	465			16A0-TL-PO	16A0-LS-PO	
45	18	3/8	.050	1,3	64	508			18A0-TL-PO	18A0-LS-PO	
50	20	3/8	.050	1,3	70	548			20A0-TL-PO	20A0-LS-PO	

35145, 35212, 35483, 35608, 35609, 35690, 35721, 35727, 35728, 35826, 35829, 35851, 35881, 35885, Electrics (1983 and later), 35887, 35889											
30	12	3/8 LP	.050	1,3	45	348				12D0-CL-PO	12D0-HL-PO
35	14	3/8 LP	.050	1,3	52	415				14D0-CL-PO	14D0-HL-PO
40	16	3/8 LP	.050	1,3	57	443				16D0-CL-PO	16D0-HL-PO

SHINDAIWA

280TCS											
	10	1/4	0.050								

P230, P231, 280TS, 320TS, 360TS											
20	8	3/8 LP	.050	1,3	34						8D0-HL-MS
25	10	3/8 LP	.050	1,3	40						10D0-HL-MS
30	12	3/8 LP	.050	1,3	44					12D0-CL-M	

APPLICATION GUIDE

CHAINSAW BARS



SHINDAIWA CONTINUED

90, 100, 102, 103, 104, 105, 107, 110, 113, 120, 140, 150EL, 160EL, E180, 269, 285, 300, 305, 320, 340, 345, 346, 350, 352, 355, 360, 357, YB401, YB395, 353S

25	10	3/8LP	.050	1.3	40								
30	12	3/8 LP	.050	1.3	45	348			12D0-WM-PO			12D0-CL-PO	12D0-HL-PO
35	14	3/8 LP	.050	1.3	52	415			14D0-WM-PO			14D0-CL-PO	14D0-HL-PO
40	16	3/8 LP	.050	1.3	57	443			16D0-WM-PO			16D0-CL-PO	16D0-HL-PO

291, 300, 301, 305, 340, 345, 346, 350, 352, 390SX, 355, 357, 360, 366, 377, 381, 389, 391, 394, 400, 401, 415, 416, 420, 440, 446, 450, 451, 452, 488, 490, 500, 510, 560, 580, YB501, YB601, YB701, YB495, YB691, YB377, 488P, 405S, 600SX

40	16	.325	.050	1.3	66	465				16B0-TL-TO	16B0-LS-PO		
45	18	.325	.050	1.3	72	519				18B0-TL-TO	18B0-LS-PO		
33	13	.325	.058	1.5	56								
35	15	.325	.058	1.5	64	445				15B8-TL-TO	15B8-LS-PO		
40	16	.325	.058	1.5	66	465				16B8-TL-TO	16B8-LS-PO		
	17	.325	.058	1.5									
45	18	.325	.058	1.5	72	519				18B8-TL-TO			
50	20	.325	.058	1.5	78	567				20B8-TL-TO			

291, 300, 301, 305, 340, 345, 346, 350, 355, 357, 360, 366, 377, 381, 389, 391, 394, 400, 401, 415, 416, 420, 440, 446, 450, 451, 452, 488, 490, 500, 510, 560, 580, YB501, YB601, YB701, YB495, YB691, YB377

40	16	3/8	.058	1.5	60	465				16A8-TL-TO	16A8-LS-TO		
43	17	3/8	.058	1.5	64	445				17A8-TL-TO	17A8-LS-TO		
45	18	3/8	.058	1.5	68	519				18A8-TL-TO	18A8-LS-TO		
50	20	3/8	.058	1.5	72	567				20A8-TL-TO	20A8-LS-TO		

550, 575, 577, 680, 695, 757

40	16	3/8	.058	1.5	60	471	16X8-HS-HV	16A8-RN-HV		16A8-TL-HV	16A8-LS-HV		
43	17	3/8	.058	1.5	64	508				17A8-TL-HV	17A8-LS-HV		
45	18	3/8	.058	1.5	68	549	18X8-HS-HV	18A8-RN-HV		18A8-TL-HV	18A8-LS-HV		
50	20	3/8	.058	1.5	72	586	20X8-HS-HV	20A8-RN-HV		20A8-TL-HV	20A8-LS-HV		
	24	3/8	.058	1.5	84	690	24X8-HS-HV	24A8-RN-HV					
	28	3/8	.058	1.5	93	768							

POLE PRUNER M242, M254, P230, P231

20	8	3/8 LP	.050	1.3	34	240							8D0-HL-MX
25	10	3/8 LP	.050	1.3	40	300							10D0-HL-MX
30	12	3/8 LP	.050	1.3	44	348							12D0-HL-MX
35	14	3/8 LP	.050	1.3	49	415							14D0-HL-MX

APPLICATION GUIDE



SOLO

613													
30	12	3/8 LP	.050	1,3	45	348			12D0-WM-PO			12D0-CL-PO	12D0-HL-PO
35	14	3/8 LP	.050	1,3	52	415			14D0-WM-PO			14D0-CL-PO	14D0-HL-PO
40	16	3/8 LP	.050	1,3	57	454			16D0-WM-PO			16D0-CL-PO	16D0-HL-PO

614, 630, 633, 635, 636, 637, 640, 643													
30	12	3/8 LP	.050	1,3	45	342						12D0-CL-UHL	
35	14	3/8 LP	.050	1,3	52	415						14D0-CL-UHL	
40	16	3/8 LP	.050	1,3	56	451						16D0-CL-UHL	

651, 652, 656													
38	15	.325	.050	1,3	64	445			15B0-TL-UH	15B0-LS-UH			
40	16	.325	.050	1,3	66	465			16B0-TL-UH	16B0-LS-UH			
45	18	.325	.050	1,3	72	519		18B0-RN-UH	18B0-TL-UH	18B0-LS-UH			

38	15	.325	.058	1,5	64	445			15B8-TL-UH	15B8-LS-UH			
40	16	.325	.058	1,5	66	465			16B8-TL-UH	16B8-LS-UH			
45	18	.325	.058	1,5	72	519		18B8-RN-UH	18B8-TL-UH	18B8-LS-UH			
50	20	.325	.058	1,5	78	566		20B8-RN-UH	20B8-TL-UH				

603, 662, 665, 667, 670, 675, 680, 681, 690, 694													
40	16	3/8	.050	1,3	60	471	16X0-HS-HV		16A0-TL-HV	16A0-LS-HV			
45	18	3/8	.050	1,3	68	549	18X0-HS-HV	18A0-RN-HV	18A0-TL-HV	18A0-LS-HV			
50	20	3/8	.050	1,3	72	586	20X0-HS-HV	20A0-RN-HV	20A0-TL-HV	20A0-LS-HV			
60	24	3/8	.050	1,3	84	690	24X0-HS-HV	24A0-RN-HV					
70	28	3/8	.050	1,3	93	768							

40	16	3/8	.058	1,5	60	471	16X8-HS-HV		16A8-TL-HV	16A8-LS-HV			
45	18	3/8	.058	1,5	68	549	18X8-HS-HV	18A8-RN-HV	18A8-TL-HV	18A8-LS-HV			
50	20	3/8	.058	1,5	72	586	20X8-HS-HV	20A8-RN-HV	20A8-TL-HV				
60	24	3/8	.058	1,5	84	690	24X8-HS-HV	24A8-RN-HV					
50	20	.404	.063	1,6	66	586	20X3-HS-HV	20F3-RN-HV	20F3-TL-HV				
60	24	.404	.063	1,6	76	690	24X3-HS-HV	24F3-RN-HV					

APPLICATION GUIDE

CHAINSAW BARS



STIHL

E140, HT70, HT75, 017, 018, 019T, 023L, MS140, MS160, MS193C-E, MS150TC-E, MSE140, MSE160, MSE180, MS192, MSE200, ME220, MS170, MS171, MS180, MS181, MS190, MS191T, MS192T

30	12	3/8 LP	.043	1.1	44	342						12D4-CL-SW	12D4-HL-SW
35	14	3/8 LP	.043	1.1	50	391						14D4-CL-SW	14D4-HL-SW
40	16	3/8 LP	.043	1.1	55	434						16D4-CL-SW	16D4-HL-SW

E140, HT70, HT75, 017, 018, 019T, 023L, MS140, MS160, MSE140, MSE160, MSE180, MS192, MSE200, ME220, MS170, MS171, MS180, MS181, MS190, MS191T, MS192T, MS200, MS201, MS201T, MS210, MS211, MS230, MS231, MS250, MS251, 009, 010, 011, 012, 017, 018, 019, 020, 021, 023, 025

30	12	3/8 LP	.050	1,3	44	342						12D0-WM-SW	12D0-CL-SW	12D0-HL-SW
35	14	3/8 LP	.050	1,3	50	391						14D0-WM-SW	14D0-CL-SW	14D0-HL-SW
40	16	3/8 LP	.050	1,3	55	434						16D0-WM-SW	16D0-CL-SW	16D0-HL-SW
45	18	3/8 LP	.050	1,3	61									

E140, HT70, HT75, 017, 018, 019T, 023L, MS140, MS160, MSE140, MSE180, MS192, ME220, MS170, MS171, MS180, MS181, MS190, MS191T, MS192T, MS200, MS210, MS211, MS230, MS231, MS250, MS251, 009, 010, 011, 012, 017, 018, 019, 020, 021, 023, 025

40	16	.325	.050	1,3	62	434						16B0-LS-SW		
45	18	.325	.050	1,3	68	484						18B0-LS-SW		
50	20	.325	.050	1,3	81									

024, 026, 028, 028S, 029, 030, 031, 032, 034, 036, 036 PRO, 038, 039, FARM BOSS, 040, 041, 042, 044, 045, 046, 048, 056, 064, 066

32	13	.325	.063	1,6	56	373						13B3-TL-SN	13B3-LS-SN	
38	15	.325	.063	1,6	63	437						15B3-TL-SN	15B3-LS-SN	
40	16	.325	.063	1,6	67	471	16X3-HS-SN	16B3-RN-SN				16B3-TL-SN	16B3-LS-SN	
45	18	.325	.063	1,6	74	530	18X3-HS-SN	18B3-RN-SN				18B3-TL-SN	18B3-LS-SN	
50	20	.325	.063	1,6	81	584	20X3-HS-SN	20B3-RN-SN				20B3-TL-SN	20B3-LS-SN	

MS240, MS241, MS260, MS260 PRO, MS261

32	13	.325	.058	1,5	56	385						13B3-TL-SN	13B8-LS-SN	
----	----	------	------	-----	----	-----	--	--	--	--	--	------------	------------	--

CHAINSAW APPLICATION GUIDE



STIHL CONTINUED

MS270, MS270C, MS270CQS, MS271, MS280, MS280C, MS280CQS, MS290, MS291, MS310, MS311, MS341, MS360, MS360 PRO, MS360QS, MS361, MS361C, MS362, MS381, MS390, MS391, MS440, MS441, MS460, MS461, MS650, MS660, MS661, FARMBOSS

40	16	.325	.063	1.6	67	474	16X3-HS-SN	16B3-RN-SN		16B3-TL-SN	16B3-LS-SN		
45	18	.325	.063	1.6	74	530	18X3-HS-SN	18B3-RN-SN		18B3-TL-SN	18B3-LS-SN		
50	20	.325	.063	1.6	81	584	20X3-HS-SN	20B3-RN-SN		20B3-TL-SN	20B3-LS-SN		
40	16	3/8	.050	1,3	60	471	16X0-HS-SN	16A0-RN-SN		16A0-TL-SN	16A0-LS-SN		
45	18	3/8	.050	1,3	66	530	18X0-HS-SN	18A0-RN-SN		18A0-TL-SN	18A0-LS-SN		
32	13	3/8	.063	1.6	50	373				13A3-TL-SN	13A3-LS-SN		
40	16	3/8	.063	1,6	60	471	16X3-HS-SN	16A3-RN-SN		16A3-TL-SN	16A3-LS-SN		
45	18	3/8	.063	1,6	66	530	18X3-HS-SN	18A3-RN-SN		18A3-TL-SN	18A3-LS-SN		
50	20	3/8	.063	1,6	72	584	20X3-HS-SN	20A3-RN-SN		20A3-TL-SN	20A3-LS-SN		
55	22	3/8	.063	1,6	76	623		22A3-RN-SN					
60	24	3/8	.063	1,6	84	697	24X3-HS-SN	24A3-RN-SN					
70	28	3/8	.063	1,6	92	777							
75	30	3/8	.063	1,6	98	810							
80	32	3/8	.063	1,6	105	890							
90	36	3/8	.063	1,6	114	978							
106	42	3/8	.063	1,6	135								
50	20	.404	.063	1,6	66	584	20X3-HS-SN	20F3-RN-SN		20F3-TL-SN			
63	24	.404	.063	1,6	78	697	24X3-HS-SN	24F3-RN-SN					
75	30	.404	.063	1,6	88	810							
80	32	.404	.063	1,6	95	890							
90	36	.404	.063	1,6	104	978							
050, 051, 075, 076, 08S													
43	17	3/8	.063	1,6	66		17X3-HS-S						
53	21	3/8	.063	1,6	75		21X3-HS-S						
63	25	3/8	.063	1,6	90		25X3-HS-S						

APPLICATION GUIDE

CHAINSAW BARS



STIHL CONTINUED

070 090, 084, 088, MS880

CM	IN	CHAIN	IN	MM	DL	LENGTH	MM						
43	17	.404	.063	1,6	60								
53	21	.404	.063	1,6	68								
63	25	.404	.063	1,6	80			25X3-HS-SLD					
75	30	.404	.063	1,6	92			30X3-HS-SLD					
83	33	.404	.063	1,6	100			33X3-HS-SLD					
90	36	.404	.063	1,6	104			36X3-HS-SLD					

POLE PRUNER HT56, HT101

25	10	1/4	.043	1.1	56								
30	12	1/4	.043	1.1	64	342						12D0-CL-SW	12D0-HL-SW

Pole Pruner HT60, HT75, HT100, HT130, HT101, HT131,

25	10	3/8LP	.043	1.1	39								
30	12	3/8LP	.043	1.1	44	342						12D0-CL-SW	12D0-HL-SW

STIGA

SE1.6, SE1.8, SP3400

35	14	.325	.058	1,5	56	391						14B8-LS-SW	
40	16	.325	.058	1,5	66	434						16B8-LS-SW	
45	18	.325	.058	1,5	72	484						18B8-LS-SW	
50	20	.325	.058	1,5	78								

SP460, SP510

30	12	3/8 LP	.050	1,3	44	342						12D0-CL-SW	12D0-HL-SW
35	14	3/8 LP	.050	1,3	52	391						14D0-CL-SW	14D0-HL-SW
40	16	3/8 LP	.050	1,3	55	434						16D0-CL-SW	16D0-HL-SW

TAS TANAKA

ECS415, ECS4000, ECV4501, TCS40EA, TCS51,

40	16	.325	.058	1,5	66	465						16B8-LS-PO	
45	18	.325	.058	1,5	72	519						18B8-LS-PO	
50	20	.325	.058	1,5	80	567						20B8-LS-PO	

ECS505, ECS506, ECS650, ECS655

40	16	3/8	.050	1,3		471							
45	18	3/8	.050	1,3	64	545						18A0-LS-EX	
50	20	3/8	.050	1,3	70	583		20A0-RN-EX				20A0-LS-EX	



TAS TANAKA CONTINUED

ECS35, ECS290, ECS300, ECS320, ECS330, ECS350, ECS355, ECS356, ECS370, ECS405, ECS3301, ECS3351, ECS3401, ECS3500, TCS33EB, TCS3301, TCS3351, TCS3401													
30	12	3/8 LP	.050	1,3	45	348			12D0-WM-PO			12D0-CL-PO	12D0-HL-PO
35	14	3/8 LP	.050	1,3	52	415			14D0-WM-PO			14D0-CL-PO	14D0-HL-PO
40	16	3/8 LP	.050	1,3	56	455			16D0-WM-PO			16D0-CL-PO	16D0-HL-PO

ECV5601													
38	15	.325	.050	1,3	64	445			15B0-TL-UH	15B0-LS-UH			
40	16	.325	.050	1,3	66	468				16B0-LS-UH			
45	18	.325	.050	1,3	72	509				18B0-LS-UH			
50	20	.325	.050	1,3	80	583				20B0-LS-UH			

ZENOAH (KOMATSU) (REDMAX)

G390, G400, GZ400, GZ4000, G410, G4100, G415, G4200, G450, G4500, GZ4500, G455, G500, G5000, G5200, G5300, G561, G46, G451, G621, GZ3500, G3700													
33	13	.325	.058	1,5	56	384			13B8-TL-UH	13B8-LS-UH			
35	14	.325	.058	1,5	60	415				14B8-LS-UH			
38	15	.325	.058	1,5	64	451			15B8-TL-UH	15B8-LS-UH			
40	16	.325	.058	1,5	66	468				16B8-LS-UH			
45	18	.325	.058	1,5	72	519			18B8-TL-UH	18B8-LS-UH			
50	20	.325	.058	1,5	78	566			20B8-TL-UH	20B8-LS-UH			

33	13	.325	.050	1,3	56	384			13B0-TL-UH	13B0-LS-UH			
38	15	.325	.050	1,3	64	445			15B0-TL-UH	15B0-LS-UH			
40	16	.325	.050	1,3	66	468				16B0-LS-UH			
45	18	.325	.050	1,3	72	509				18B0-LS-UH			
50	20	.325	.050	1,3	80	583				20B0-LS-UH			

G621A													
45	18	3/8	.058	1,5	64	545							
50	20	3/8	.058	1,5	72	583		20A0-RN-EX	20A0-TL-EX	20A0-LS-EX			
60	24	3/8	.058	1,5									

G250, G300AVS, G2500T, GZ3500, G2000, G2500, G300TS, G3000, G310, G2500, G3100, G3200, G3300, G3800, G380AVS, GZ400, 450, 4200, 4400, 4900, 5200, G3300EZ, G3400, 3400, 361, 3700, 375													
30	12	3/8 LP	.050	1,3	45	348			12D0-WM-PO			12D0-CL-PO	12D0-HL-PO
35	14	3/8 LP	.050	1,3	52	415			14D0-WM-PO			14D0-CL-PO	14D0-HL-PO
40	16	3/8 LP	.050	1,3	57	455			16D0-WM-PO			16D0-CL-PO	16D0-HL-PO
45	18	3/8 LP	.050	1,3	62	510						18D0-CL-PO	18D0-HL-PO

APPLICATION GUIDE

CHAINSAW BARS



TAS TANAKA CONTINUED

POLE PRUNERS: PSJ2300, PSZ2610

10 3/8 .043

BOSCH

AKE30/17S-18S-19S, AKE35/17-18-19, AKE40/17-18-19

30	12	3/8 LP	.043	1,3	45	348			12D0-WM-PO			12D0-CL-PO	12D0-HL-PO
35	14	3/8 LP	.043	1,3	52	415			14D0-WM-PO			14D0-CL-PO	14D0-HL-PO
40	16	3/8 LP	.043	1,3	57	455			16D0-WM-PO			16D0-CL-PO	16D0-HL-PO

1586.7, 1586.8, AKE30B, AKE35, AKE40, GKE35, GKE40, PKE25, PKE30, PKE35, PKE40, AKE35-19PRO, BULLCRAFT

30	12	3/8 LP	.050	1,3	45	348			12D0-WM-PO			12D0-CL-PO	12D0-HL-PO
35	14	3/8 LP	.050	1,3	52	415			14D0-WM-PO			14D0-CL-PO	14D0-HL-PO
40	16	3/8 LP	.050	1,3	57	455			16D0-WM-PO			16D0-CL-PO	16D0-HL-PO

KS450

38	15	.325	.050	1,3	64	445			15B0-TL-UH	15B0-LS-UH			
40	16	.325	.050	1,3	66	468				16B0-LS-UH			
45	18	.325	.050	1,3	72	509				18B0-LS-UH			
50	20	.325	.050	1,3	80	583				20B0-LS-UH			

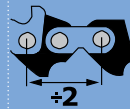
APPLICATION GUIDE



PMD INTERNATIONAL
ARCHER GUIDE BAR



OREGON



PITCH



DL

TIMBERMAX LS & TL TYPE

PROLITE

11B8-LS-UH	118SLBKO95	.325"	52
		3/8"	45
13B8-LS-UH	138SLBKO95	.325"	56
13A8-LS-UH	138SLDKO95	3/8"	50
	138SLDZO95	3/8"	52
13BO-LS-UH	130MLBKO95	.325"	56
14B8-LS-UH		.325"	60
14A8-LS-UH		3/8"	54
15BO-LS-UH	150MLBKO95	.325"	64
15B0-TL-UH	158SLGKO95	.325"	65
15B8-LS-UH	158SLBKO95	.325"	64
15A8-TL-UH	158SLHKO95	3/8"	56
	160SLGZO95	.325"	65
16BO-TL-UH	160SLGKO95	.325"	66
	160PXDKO95	3/8"	59
	168SLGZO95	.325"	65
16B8-TL-UH	168SLGKO95	.325"	66
16B8-LS-UH	168SLBKO95	.325"	66
17A8-TL-UH	168SLHKO95	3/8"	60
16A8-LS-UH	168SLDZO95	3/8"	59
16A8-LS-UH	168SLDKO95	3/8"	59
18BO-TL-UH	180SLGKO95	.325"	72
18BO-LS-UH	180MLBKO95	.325"	72
18B8-TL-UH	188SLGKO95	.325"	72
18B8-LS-UH	188SLBKO95	.325"	72
18A8-TL-UH	188SLHKO95	3/8"	64
17B8-LS-UH	34372	.325"	68
20A8-LS-UHX	39450	3/8"	68
20B8-TL-UH	208SLGKO95	.325"	78
20BO-TL-UH	200SLGKO95	.325"	78
20A8-LS-UH		3/8"	70
20AO-TL-UH	200SLHKO95	3/8"	70
16AO-TL-EX	160SLHD176	3/8"	60
16A8-TL-EX	168SLHD176	3/8"	60
16B8-TL-EX	168SLGD176	.325"	67
		3/8"	64
	188SLHD176	3/8"	64
18AO-LS-EX	180SLHD176	3/8"	66
	188SLGD176	.325"	72
		3/8"	70
20AO-LT-EX	200SLHD176	3/8"	72
13A8-TL-HV	138SLHD009	3/8"	52
13A8-TL-HV	138SLDD009	3/8"	52

CHAINSAW BARS



TIMBERMAX LS & TL TYPE		PROLITE	
15A8-TL-HV	158SLHD009	3/8"	56
16A8-TL-HV	168SLHD009	3/8"	60
17A8-TL-HV	178SLHD009	3/8"	64
18A8-TL-HV	188SLHD009	3/8"	68
20AO-TL-HV	200SLHD009	3/8"	72
20A8-TL-HV	208SLHD009	3/8"	72
24AO-TL-HV	240SLHD009	3/8"	84
24A8-TL-HV	248SLHD009	3/8"	84
16A8-TL-JO	168SLHD024	3/8"	60
18A8-TL-JO	188SLHD024	3/8"	68
20A8-TL-JO	208SLHD024	3/8"	72
		3/8" LP	45
	138SLBK041	.325"	56
		3/8" LP	52
15B8-LS-PO	158SLBK041	.325"	64
15B8-TL-PO	158SLGK041	.325"	64
15B8-LS-PO	158SLBK041	.325"	64
		3/8" LP	57
16BO-TL-PO	160SLGK041	.325"	66
16B8-LS-PO	168SLBK041	.325"	66
18BO-TL-PO	180SLGK041	.325"	72
18B8-TL-PO	188SLGK041	.325"	72
20AO-LS-PO	200SLDK041	3/8"	70
20BO-TL-PO	200SLGK041	.325"	78
	160GLHD196	3/8"	60
	200GLHD196	3/8"	70
16AO-TL-MA	160SLHD276	3/8"	60
20AO-TL-MA	200SLHD276	3/8"	71
	140SLBK218	.325"	56
	160SLBK218	.325"	64
13B8-LS-SN	138SLBDO25	.325"	56
13B3-LS-SN	133SLBDO25	.325"	56
13A3-TL-SN	133SLHDO25	3/8"	52
15B3-LS-SN	153SLGDO25	.325"	62
15A3-TL-SN	153SLHDO25	3/8"	56
16B3-TL-SN	163SLGDO25	.325"	67
16A3-TL-SN	163SLHDO25	3/8"	60
16A8-TL-SN	168SLHDO25	3/8"	60
	178SLHDO25	3/8"	64
18B3-TL-SN	183SLGDO25	.325"	74
18A3-TL-SN	183SLHDO25	3/8"	66
	198SLHDO25	3/8"	68
20AO-TL-SN	200SLHD025	3/8"	81

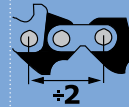
CHAINSAW REFERENCES



PMD INTERNATIONAL
ARCHER GUIDE BAR



OREGON



PITCH



DL

TIMBERMAX LS & TL TYPE

PROLITE

20B3-TL-SN	203SLGDO25	.325"	81
20A3-TL-SN	203SLHDO25	3/8"	72
25AO-TL-SN	240SLHDO25	3/8"	84
25A3-TL-SN	243SLHDO25	3/8"	84
		3/8" LP	45
		3/8" LP	50
14B3-LS-SW		.325"	56
		3/8" LP	55
	163SLBA074	.325"	62
16B3-LS-SH		.325"	62
18B3-LS-SW	183SLBA074	.325"	68

CHAINSAW BARS



PROMAX RN TYPE	POWER MATCH	PITCH	DL
13B8-RN-UH	138RNBK095	.325"	56
13A8-RN-UH	138RNDK095	3/8"	50
14B8-RN-UH	148RNBK095	.325"	61
15B8-RN-UH	158RNBK095	.325"	64
15A8-RN-UH	158RNDK095	3/8"	56
16B8-RN-UH	168RNBK095	.325"	66
16BO-RN-UH	160RNBK095	.325"	66
16AO-RN-UH	160RNDZ095	3/8"	59
17A8-RN-UH	168RNDK095	3/8"	60
18A8-RN-UH	178RNDK095	3/8"	64
18BO-RN-UH	180RNBK095	.325"	72
20AO-RN-UHX	180RNDK095	3/8"	68
18B8-RN-UH	188RNBK095	.325"	72
20A8-RN-UHX	188RNDK095	3/8"	68
18A8-RN-UH	188RNDZ095	3/8"	64
20AO-RN-UH	200RNDZ095	3/8"	70
21AO-RN-UH	200RNDK095	3/8"	72
21AO-RN-UH	200RNBK095	.325"	78
21AO-RN-UH	208RNDK095	3/8"	72
21B8-RN-UH	208RNBK095	.325"	78
21B8-RN-UHX	8782C	.325"	
22A8-RN-UH	228RNDK095	3/8"	77
24AO-RN-UH	240RNDK095	3/8"	84
24A8-RN-UH	248RNDK095	3/8"	84
26B8-RN-UH		.325"	
28AO-RN-UH	280RNDK095	3/8"	93
28B8-RN-UH		.325"	
16AO-RN-E	8755D	3/8"	59
18AO-RN-E	8784D	3/8"	64
20A8-RN-EX	8873D	3/8"	72
16AO-RN-EX	160RNDD176	3/8"	60
16AO-RN-EX	160GNDD176	3/8"	60
18AO-RN-EX	180RNDD176	3/8"	66
20AO-RN-E	200RNDD176	3/8"	70
20AO-RN-E	200GNDD176	3/8"	70
20A8-RN-E	208RNDD176	3/8"	70
24AO-RN-E	240RNDD176	3/8"	81
24AO-RN-E	240GNDD176	3/8"	81
24A8-RN-E	248RNDD176	3/8"	81
24AO-RN-EX		3/8"	84
13A8-RN-HV	138RNDD009	3/8"	52
15A8-RN-HV	158RNDD009	3/8"	56
16A8-RN-HV	168RNDD009	3/8"	60

CHAINSAW REFERENCES



PMD INTERNATIONAL
ARCHER GUIDE BAR



OREGON



PITCH



DL

CROSS REFERENCES

PROMAX RN TYPE	POWER MATCH		
16AO-RN-HV	160RNDD009	3/8"	60
17A8-RN-HV	178RNDD009	3/8"	64
18A8-RN-HV	188RNDD009	3/8"	68
18A0-RN-HV	180RNDD009	3/8"	68
20A8-RN-HV	208RNDD009	3/8"	72
20AO-RN-HV	200RNDD009	3/8"	72
20A3-RN-HV	203RNDD009	3/8"	72
22A8-RN-HV	228RNDD009	3/8"	76
24AO-RN-HV	240RNDD009	3/8"	76
24A8-RN-HV	248RNDD009	3/8"	84
24A3-RN-HV	243RNDD009	3/8"	84
26A8-RN-HV	268RNDD009	3/8"	89
28AO-RN-HV	280RNDD009	3/8"	92
28A8-RN-HV	288RNDD009	3/8"	92
28A3-RN-HV	283RNDD009	3/8"	92
30AO-RN-HV	300RNDD009	3/8"	98
32AO-RN-HV	320RNDD009	3/8"	105
32A3-RN-HV	323RNDD009	3/8"	105
	323RNFD009	.404"	105
	343RNFD009	.404"	110
36A3-RN-HV	363RNDD009	3/8"	115
	363RNFD009	.404"	104
	423RNDD009	3/8"	135
16A8-RN-JO	168RNDD024	3/8"	60
18A8-RN-JO	188RNDD024	3/8"	68
20A8-RN-JO	208RNDD024	3/8"	72
	173RNFE031	.404"	60
17A3-RN-S	173RNDE031	3/8"	67
	213RNFE031	.404"	68
21A3-RN-S	213RNDE031	3/8"	75
15A8-RN-DS	158RNDB083	3/8"	56
18A8-RN-DS	178RNDB083	3/8"	64
21A8-RN-DS	208RNDB083	3/8"	72
17A8-RN-DO	178RNDD033	3/8"	64
20A8-RN-DO	208RNDD033	3/8"	72
24A8-RN-DO		3/8"	80
29A8-RN-DO		3/8"	96
15B8-RN-PO	158RNBK041	.325"	64
16BO-RN-PO	160RNBK041	.325"	66
16B8-RN-PO	168RNBK041	.325"	66
18BO-RN-PO	180RNBK041	.325"	72
20B8-RN-PO	208RNBK041	.325"	80
	160RNDD196	3/8"	60

CHAINSAW BARS



PROMAX RN TYPE	POWER MATCH		
	200RNDD196	3/8"	70
	240RNDD196	3/8"	81
16AO-RN-MA	160RNDD276	3/8"	60
20AO-RN-MA	200RNDD276	3/8"	71
24AO-RN-MA	240RNDD276	3/8"	81
15B3-RN-SN	153RNBD025	.325"	62
15A3-RN-SN	153RNDD025	3/8"	56
16BO-RN-SN	160RNBD025	.325"	67
16AO-RN-SN	160RNDD025	3/8"	60
16B3-RN-SN	163RNBD025	.325"	67
16A3-RN-SN	163RNDD025	3/8"	60
18BO-RN-SN	180RNBD025	.325"	74
18AO-RN-SN	180RNDD025	3/8"	66
18B3-RN-SN	183RNBD025	.325"	74
18A3-RN-SN	183RNDD025	3/8"	66
20BO-RN-SN	200RNBD025	.325"	81
20AO-RN-SN	200RNDD025	3/8"	72
20A3-RN-SN	203RNDD025	3/8"	72
20B3-RN-SN	203RNBD025	.325"	72
25AO-RN-SN	240RNDD025	3/8"	84
25A3-RN-SN	243RNDD025	3/8"	84
28A3-RN-SN	283RNDD025	3/8"	91
28AO-RN-SN	280RNDD025	3/8"	91
28F3-RN-SN	283RNFD025	.404"	83
30AO-RN-SN	300RNDD025	3/8"	98
30A3-RN-SN	303RNDD025	3/8"	98
32AO-RN-SN	320RNDD025	3/8"	105
32A3-RN-SN	323RNDD025	3/8"	105
	323RNFD025	.404"	95
34A3-RN-SN	343RNDD025	3/8"	110
36A3-RN-SN	363RNDD025	3/8"	114
	363RNFD025	.404"	104
42A3-RN-SN	423RNDD025	3/8"	135

CHAINSAW REFERENCES



LASER MAX HS TYPE	LASER TIP		
16XO-HS-HV	160ATMD009	3/8"	60
16X8-HS-HV	168ATMD009	3/8"	60
16X3-HS-HV	173ATMD009	3/8"	68
18XO-HS-HV	180ATMD009	3/8"	68
18X8-HS-HV	188ATMD009	3/8"	68
20XO-HS-HV	200ATMD009	3/8"	72
20X3-HS-HV	203ATMD009	3/8"	72
20X8-HS-HV	208ATMD009	3/8"	72
24XO-HS-HV	240ATMD009	3/8"	84
24X3-HS-HV	243ATMD009	3/8"	84
24X8-HS-HV	248ATMD009	3/8"	84
16XO-HS-SN	160ATMD025	3/8"	60
16X3-HS-SN	163ATMD025	3/8"	60
18XO-HS-SN	180ATMD025	3/8"	66
18X3-HS-SN	183ATMD025	3/8"	66
20XO-HS-SN	200ATMD025	3/8"	72
20X3-HS-SN	203ATMD025	3/8"	72
25XO-HS-SN	240ATMD025	3/8"	84
25X3-HS-SN	243ATMD025	3/8"	84
16XO-HS-EX	160ATMD176	3/8"	60
16XO-HS-E		3/8"	59
18XO-HS-EX	180ATMD176	3/8"	66
18XO-HS-E		3/8"	64
20XO-HS-E	200ATMD176	3/8"	70
20XO-HS-EX		3/8"	72
24XO-HS-E		3/8"	81
24XO-HS-EX		3/8"	84
13X8-HS-UH		.325"	56
14X8-HS-UH		.325"	60
15X8-HS-UH		.325"	64
17XO-HS-UH	160ATMK095	3/8"	60
16XO-HS-UH	160ATMZ095	.325"	66
	160ATMZ095	3/8"	59
17X8-HS-UH	168ATMK095	3/8"	60
17X8-HS-UH		.325"	68
20XO-HS-UHX	180ATMK095	3/8"	68
18XO-HS-UH	180ATMZ095	.325"	72
	188ATMK095	3/8"	68
21XO-HS-UH	200ATMK095	3/8"	72
20XO-HS-UH	200ATMZ095	.325"	78
	200ATMZ095	3/8"	70
21X8-HS-UH	208ATMK095	3/8"	72
12XO-HS-PO		3/8" LP	47

CHAINSAW BARS



LASER MAX HS TYPE		LASER TIP	
14XO-HS-PO		3/8" LP	52
16XO-HS-PO		3/8" LP	58
12XO-HS-HX		.325"	53
14XO-HS-HX		.325"	59
16XO-HS-HX		.325"	67
16X8-HS-JO	168ATMD024	3/8"	60
18X8-HS-JO	188LAMDO24	3/8"	68
20X8-HS-JO	208ATMD024	3/8"	72
23X8-HS-JO	238ATMD024	3/8"	80
25X8-HS-JO	258ATMD024	3/8"	88
30X8-HS-JO	308ATMDO24	3/8"	98
15X8-HS-DS	158ATMB083	3/8"	56
18X8-HS-DS	178ATMB083	3/8"	64
21X8-HS-DS	218ATMB083	3/8"	72
24X8-HS-DS		3/8"	80
17X3-HS-DO	173ATMD033	.404"	61
21X3-HS-DO		.404"	70
25X3-HS-DO		.404"	78
30X3-HS-DO		.404"	92
33X3-HS-DO		.404"	100
37X3-HS-DO		.404"	109
44X3-HS-DO		.404"	126
17X8-HS-DOL		3/8"	64
20X8-HS-DOL	208ATMD033	3/8"	72
24X8-HS-DOL		3/8"	80
21X3-HS-H	213ATMF014	3/8"	78
25X3-HS-H	253ATMF014	3/8"	90
17X3-HS-S	173ATLE031	.404"	66
21X3-HS-S	213ATLE031	.404"	75
25X3-HS-S	253ATLE031	.404"	88
17X3-HS-S	173ATME031	.404"	60
21X3-HS-S	173ATME031	.404"	75
25X3-HS-S	173ATME031	.404"	88
21X3-HS-SL	213ATLE086	.404"	72
25X3-HS-SLD	253ATLE099	.404"	84
30X3-HS-SLD	303ATLE099	.404"	92
33X3-HS-SLD		.404"	100
36X3-HS-SLD	363ATLE099	.404"	104
42X3-HS-SLD	423ATLE099	.404"	122

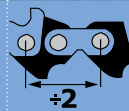
CHAINSAW REFERENCES



PMD INTERNATIONAL
ARCHER GUIDE BAR



OREGON



PITCH



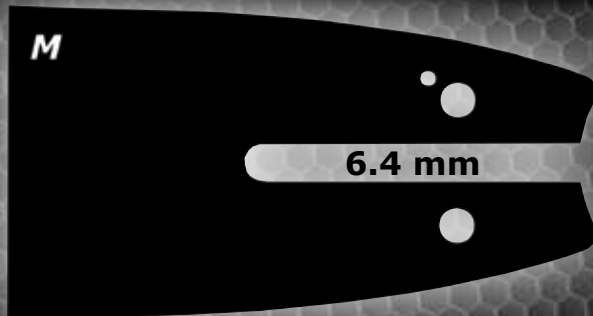

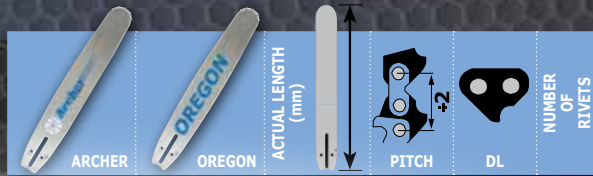
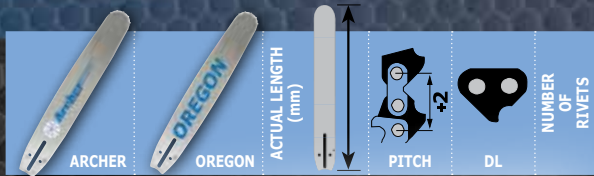
DL

MINI MAX CL TYPE

PRO 91

12DO-CL-PO	120GPEA041	3/8" LP	45
		3/8" LP	46
14DO-CL-PO	140GPEA041	3/8" LP	52
16DO-CL-PO	160GPEA041	3/8" LP	57
		3/8" LP	56
18DO-CL-PO	180SDEA041	3/8" LP	
		3/8" LP	34
		3/8" LP	39
12DO-CL-M	120SPEA218	3/8" LP	44
14DO-CL-M	140SPEA218	3/8" LP	49
16DO-CL-M	160SPEA218	3/8" LP	55
18DO-CL-M		3/8" LP	60
12DO-CL-SW		3/8" LP	44
14DO-CL-SW	140SPEA074	3/8" LP	50
16DO-CL-SW	160SPEA074	3/8" LP	55
12DO-CL-F		3/8" LP	45
14DO-CL-F	140SPEA064	3/8" LP	52
16DO-CL-F	160SPEA064	3/8" LP	56
12DO-CL-HX	120GPEA061	3/8" LP	48
	140GPEA061	3/8" LP	52
14DO-CL-HX		3/8" LP	53
16DO-CL-HX	160GPEA061	3/8" LP	59
12DO-CL-UHX	120SPEA095	3/8" LP	45
	140SPEA095	3/8" LP	52
	160SPEA095	3/8" LP	56
		3/8" LP	45
		3/8" LP	50
		3/8" LP	56
		3/8" LP	52
		3/8" LP	47
		3/8" LP	53
		3/8" LP	58

CHAINSAW BARS




PO (A041) / TO (K041)

8D0-HL-PO	080MLEA041	240	3/P LP	34	1
8D0-HL-PO1	080SDEA041	268	3/P LP	36	1
10D0-HL-PO	100SDEA041	300	3/P LP	40	1
10D0-CL-PO	100SDEA041	298	3/P LP	40	4
12D0-CL-PO	120DGEA041	348	3/P LP	45	4
12D0-HL-PO	120SDEA041	351	3/P LP	45	1
12D0-CL-PO1	120GPEA041	342	3/P LP	44	4
14D0-HL-PO	140DGEA041	417	3/P LP	52	1
14D0-CL-PO	140SPEA041	415	3/P LP	52	4
16D0-CL-PO	160SPEA041	455	3/P LP	56	4
16D0-HL-PO	160MLEA041	454	3/P LP	57	1
16D0-HL-PO1	160MLEA041	443	3/P LP	56	1
18D0-HL-PO	180DGEA041	510	3/P LP	62	1
18D0-CL-PO	180SDEA041	505	3/P LP	62	4
13B0-LS-PO			.325		
15B0-LS-TO	150SLBK041	451	.325	64	4
15B8-TL-TO	158SLGK041	445	.325	64	5
16B0-LS-TO	160GDBK041	454	.325	64	4
16B0-LS-TO1	160GDBK041	468	.325	66	4
16B0-TL-TO	160SLGK041	465	.325	66	5
18B0-LS-TO	180SLBK041	519	.325	72	4
18B0-TL-TO	180SLGK041	508	.325	72	5
20B0-LS-TO	200PXBK041	567	.325	80	4
20B0-TL-TO	200GLGK041	548	.325	78	5

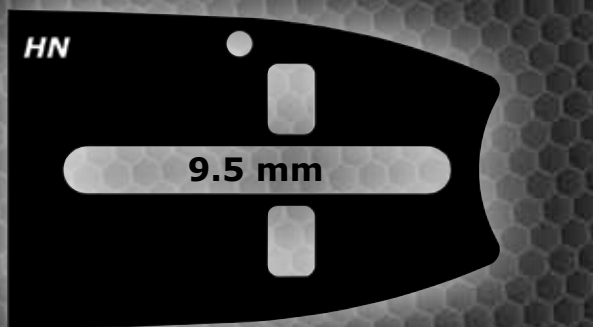

M (A318) / MS (A218)

12D0-CL-M	120SPEA118	336	3/8 LP	44	4
12D0-HL-M	120SPEA119	342	3/8 LP	44	1
14D0-CL-M	140SPEA118	382	3/8 LP	49	4
14D0-HL-M	140SPEA118	390	3/8 LP	49	1
16D0-CL-M	160SPEA118	433	3/8 LP	55	4
16D0-HL-M	160SPEA118	441	3/8 LP	55	1
18D0-CL-M	180SPEA118	485	3/8 LP	59	4
18D0-HL-M	180SPEA118	484	3/8 LP	59	1



HX (A061)

12D0-CL-HX	120DGEA061	374.0	3/8 LP	48	4
14D0-CL-HX	140DGEA061	420.0	3/8 LP	53	4
16D0-CL-HX	160DGEA061	475.0	3/8 LP	59	4



EX (D176)

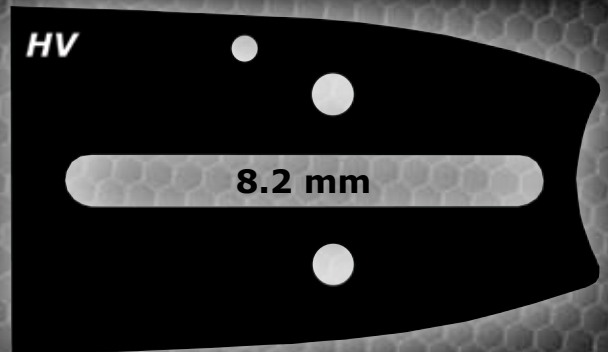
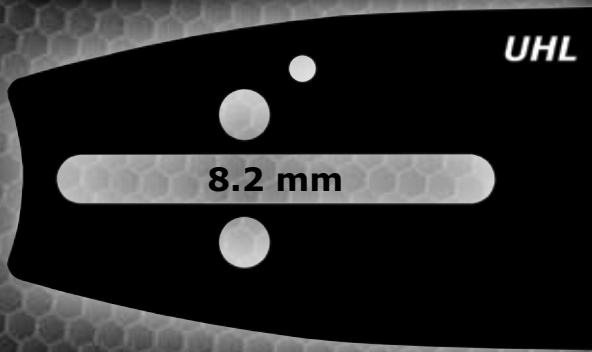
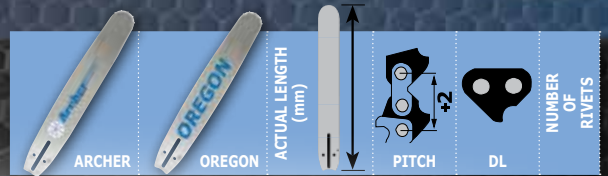
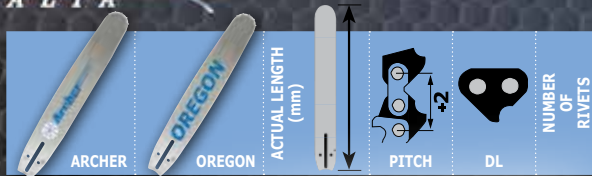
16B0-LS-EX	160SLGD176	471	.325	66	5
18B0-LS-EX	180SLGD176	545	.325	76	5
16A0-LS-EX	160SLHD176	471	3/8	60	5
18A0-LS-EX	180SLHD176	528	3/8	64	5
20A0-TL-EX	200SLHD176	583	3/8	72	5

HN (D196)

16A0-LS-HN	160SLHD196	464.0	3/8	59	4
18A0-LS-HN	180SLHD196	511.0	3/8	64	4
20A0-LS-HN	200SLHD196	567.0	3/8	70	4

CHAINSAW REFERENCES

*NOTE: Mount illustrations may not be 100% to scale.




UHL (A095) / UH (K095)

13B8-LS-UH	138SLBK095	384	.325	56	4
14B8-LS-UH		415	.325	60	
15B8-TL-UH	158SLGK095	445	.325	64	5
15B8-LS-UH	158SLBK095	451	.325	64	4
15B8-RN-UH	158RNDK095	444	.325	62	5
16B8-LS-UH	160MLBK095	468	.325	66	4
16B8-TL-UH	168SLGK095	465	.325	66	5
16B8-RN-UH	168RNDK095	465	.325	66	5
	34372		.325	68	
	168RNBZ095		.325	69	
18B8-TL-UH	188SLGK095	509	.325	72	5
18B8-LS-UH	188MLBK095	519	.325	72	4
18B8-LS-UHL	188MLBA095	519	.325	72	4
18B8-RN-UH	188RNGK095	519	.325	72	4
20B8-TL-UH	200SLGK095	548	.325	76	5
20B8-LS-UH	200SLGK095	548	.325	76	4
20B8-RN-UH1	200RNBK095	566	.325	78	5
20B8-TL-UH2	200SLHK095	583	.325	80	5
13A8-LS-UH	138SLDK095		3/8	50	4
15A8-TL-UH	158SLHK095	451	3/8	56	5
15A8-LS-UH	158SLHK095	445	3/8	56	4
15A8-RN-UH	158RNHK095	445	3/8	56	4
16A8-LS-UH	168SLDK095	468	3/8	60	4
16A8-TL-UH	168SLHK095	465	3/8	60	5
16A8-RN-UH	168RNBK095	471	3/8	60	5
18A8-TL-UH	180SLHK095	508	3/8	62	5
18A8-LS-UH	188SLDK095	519	3/8	64	4
18A8-RN-UH		515	3/8	64	5
18A8-TL-UHX	39450	548	3/8	68	5
18A8-RN-UHX	180RNDK095	548	3/8	68	5
20A8-TL-UH	208SLHK095	583	3/8	72	5
20A8-RN-UH	208SLHK095	583	3/8	72	5
20A8-LS-UH	208SLDK095	566	3/8	70	4
24A8-RN-UH1	248RNDK095	662	3/8	84	5
24A8-RN-UH	248RNDK095	704	3/8	84	5
28A8-RN-UH	288RNDK095		3/8	93	5

HV (D009)

13A8-RN-HV	138RNDK009	404	3/8	52	5
15A8-RN-HV	158RNDK009	441	3/8	56	5
15A8-TL-HV	158SLHD009	437	3/8	56	5
16A8-LS-HVP		462	3/8	60	4
16A8-TL-HV	168SLHD009	474	3/8	60	5
16A8-RN-HV	168RNDK009	471	3/8	60	5
17A8-RN-HV	178RNDK009	502	3/8	64	5
17A8-TL-HV	178SLHD009	508	3/8	64	5
18A8-LS-HV	188SLHD009	542	3/8	68	4
18A8-LS-HVP		545	3/8	68	4
18A8-TL-HV	188SLHD009	549	3/8	68	5
18A8-RN-HV	188RNDK009	544	3/8	68	5
20A8-RN-HV	208RNDK009	587	3/8	72	5
20A8-LS-HV	208SLHD009	585	3/8	72	4
20A8-TL-HV	208SLHD009	586	3/8	72	5
20A8-LS-HV		584	3/8	72	4
	208ATMD009		3/8	72	
22A8-RN-HV	228RNDK009	623	3/8	76	5
23A8-RN-HV		662	3/8	80	5
24A8-RN-HVX	248RNDK009	680	3/8	82	5
24A8-RN-HV	240RNDK009	690	3/8	84	5
28A8-RN-HV	288RNDK009	777	3/8	92	5
28A8-RN-HV	288RNDK009	768	3/8	92	5
32A3-RN-HV	323RNDK009	890			5
36A8-RN-HV		970	3/8	114	5
	368RNDK009	983	3/8	115	



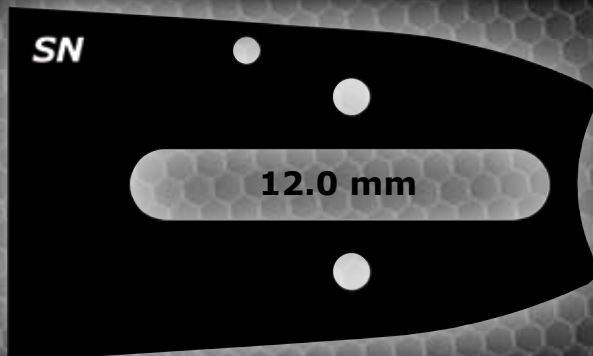
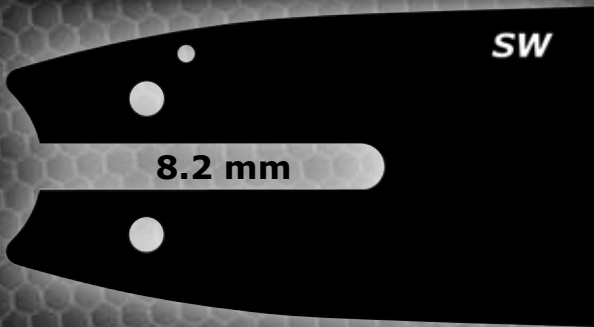
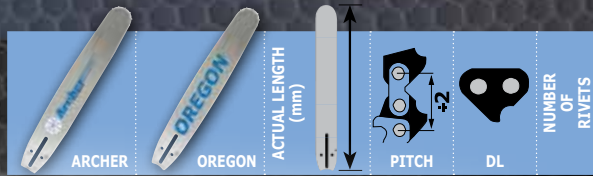
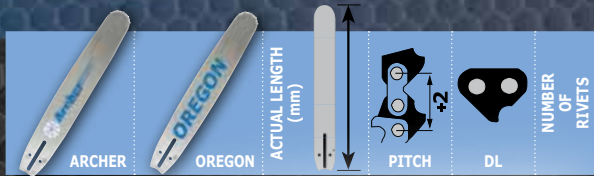
JO (D024)

16A8-TL-JO	168SLHD024	471	3/8	60	5
18A8-TL-JO	188SLHD024	545	3/8	68	5
20A8-TL-JO	208SLHD024	583	3/8	72	5

CHAINSAW REFERENCES

*NOTE: Mount illustrations may not be 100% to scale.

CHAINSAW BARS



SW (A074) / SN (D025)

12D0-HL-SW	120SDEA074	342	3/8 LP	44	1
12D4-HL-SW	124MLEA074	342	3/8 LP	44	1
12D0-CL-SW	120SPEA074	332	3/8 LP	44	4
14D0-HL-SW	140SDEA074	391	3/8 LP	50	1
14D0-CL-SW	140SPEA074	386	3/8 LP	50	4
14D4-HL-SW	144MLEA074	391	3/8 LP	50	1
16D0-HL-SW	160SDEA074	442	3/8 LP	55	1
16D0-HL-SW	160SPEA074	434	3/8 LP	55	4
18D0-CL-SW	180SDEA074	496	3/8 LP	60	4
14B0-LS-SW	160MPBA074	391	3/8 LP	56	4
16B0-LS-SW	160SLBA074	434	3/8 LP	62	4
18B0-LS-SW	180MPBA074	484	3/8 LP	68	4
18B3-LS-SW	183SLBA074	484	3/8 LP	68	4

SN (D025)

13B3-TL-SN	133SLGD025	373	.325	56	5
13B3-RN-SN	133RNBD025	404	.325	56	5
15B3-TL-SN	153SLGD025	437	.325	62	5
15B3-LS-SN	153SLGD025	439	.325	62	4
15B3-RN-SN	153RNGD025	441	.325	62	5
16B3-TL-SN	163SLGD025	471	.325	67	5
16B3-LS-SN	163SLGD025	474	.325	67	4
16B3-RN-SN	163RNGD025	483	.325	68	5
17B3-RN-SN		502	.325	70	5
18B3-TL-SN	183SLGD025	530	.325	74	5
18B3-LS-SN	183SLGD025	530	.325	74	4
20B3-TL-SN	203SLGD025	584	.325	81	5
20B3-LS-SN	203SLGD025	584	.325	81	4
13A3-TL-SN	133SLHD025	373	3/8	52	5
13A3-RN-SN	133RNHD025	404	3/8	52	5
15A3-TL-SN	153SLHD025	437	3/8	56	5
15A3-LS-SN	153SLHD025	439	3/8	56	4
15A3-RN-SN	153SRND025	441	3/8	56	5
16A3-TL-SN	163SLHD025	471	3/8	60	5
16A3-LS-SN	163SLHD025	474	3/8	60	4
18A3-TL-SN	183SLHD025	529	3/8	66	5
18A3-LS-SN	183SLHD025	530	3/8	66	4
18A3-RN-SN	183RNHD025	531	3/8	66	5
20A3-TL-SN	203SLHD025	584	3/8	72	5
20A3-LS-SN	203SLHD025	584	3/8	72	4
20A3-RN-SN	203RNHD025	587	3/8	72	5
22A3-RN-SN	203RNHD025	623	3/8	76	5
25A3-TL-SN	243RNDD025	697	3/8	84	5
	243SLHD025		3/8	84	
28A3-RN-SN	283RNDD025	777	3/8	92	5
32A3-RN-SN	323RNDD025	890	3/8		5
30A3-RN-SN	303RNDD025	810	3/8	98	5
36A3-RN-SN	363RNDD025	978	3/8	114	5



F (A064)

14D0-CL-F	140SDEA064		3/8 LP	50	4
16D0-CL-F	160SDEA064		3/8 LP	56	4

*NOTE: Mount illustrations may not be 100% to scale.

CHAINSAW REFERENCES

CHAINSAW NOTEPARS


Lined writing area for notes.




A large rectangular area with horizontal lines, intended for writing notes or specifications.

CHAINSAW BARS

CHAINSAW NOTES BARS





CHAINSAW BARS

Archer
A U S T R A L I A



ARCHBARS2016